

SECTION TWO
BAR ASSOCIATION MEMBERS WITH
A NSW PRACTISING CERTIFICATE

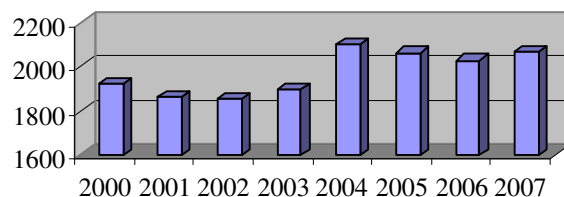
TABLE OF CONTENTS

| | |
|---|---|
| NSW PRACTISING BAR ASSOCIATION MEMBERS..... | 3 |
| AGES OF NSW PRACTISING BAR ASSOCIATION MEMBERS..... | 4 |
| NSW PRACTISING BAR ASSOCIATION MEMBERS - SENIOR AND JUNIOR | 5 |
| NSW PRACTISING BAR ASSOCIATION MEMBERS – YEARS OF PRACTICE | 6 |
| E-MAIL ADDRESSES FOR NSW PRACTISING BAR ASSOCIATION MEMBERS | 7 |

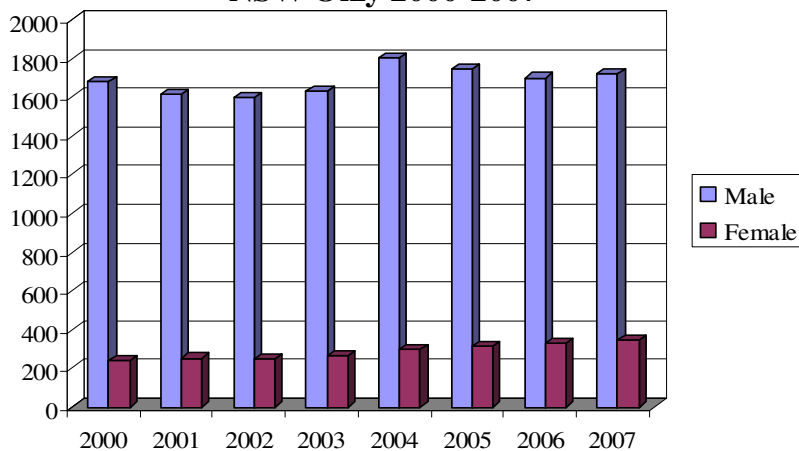
NSW PRACTISING BAR ASSOCIATION MEMBERS

| | Male | Female | Total |
|------|------|--------|-------|
| 2000 | 1680 | 239 | 1919 |
| 2001 | 1611 | 253 | 1864 |
| 2002 | 1600 | 251 | 1851 |
| 2003 | 1630 | 267 | 1897 |
| 2004 | 1803 | 296 | 2099 |
| 2005 | 1746 | 315 | 2061 |
| 2006 | 1699 | 327 | 2026 |
| 2007 | 1719 | 347 | 2066 |

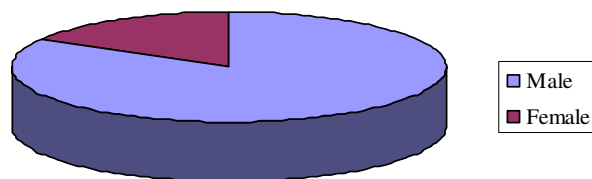
**Total Number of NSW only Practising
Members 2000-2007**



**Total Practising Members by Gender -
NSW Only 2000-2007**

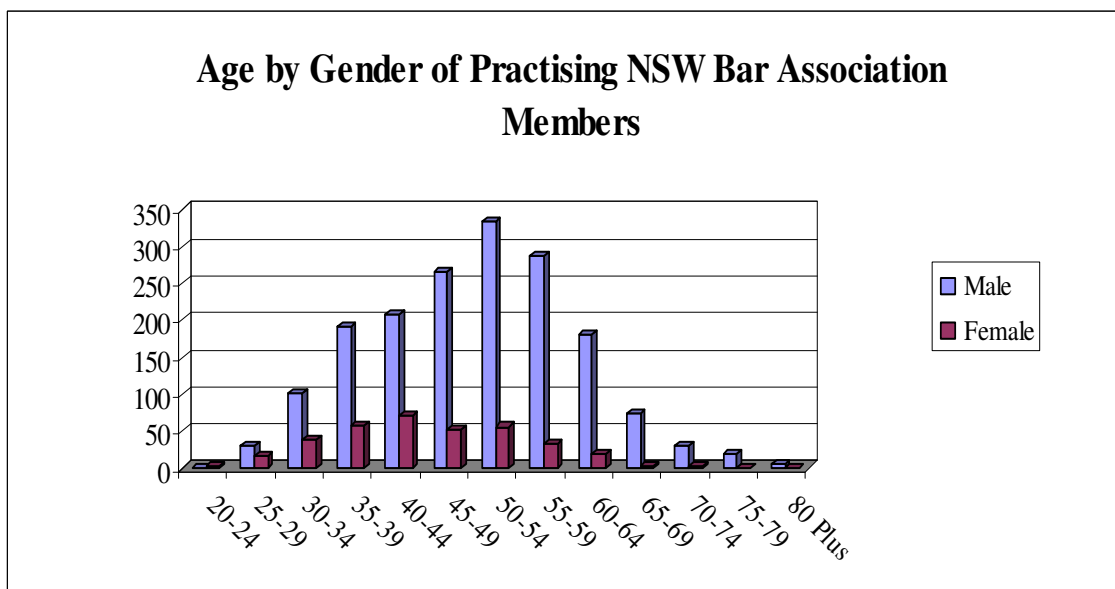
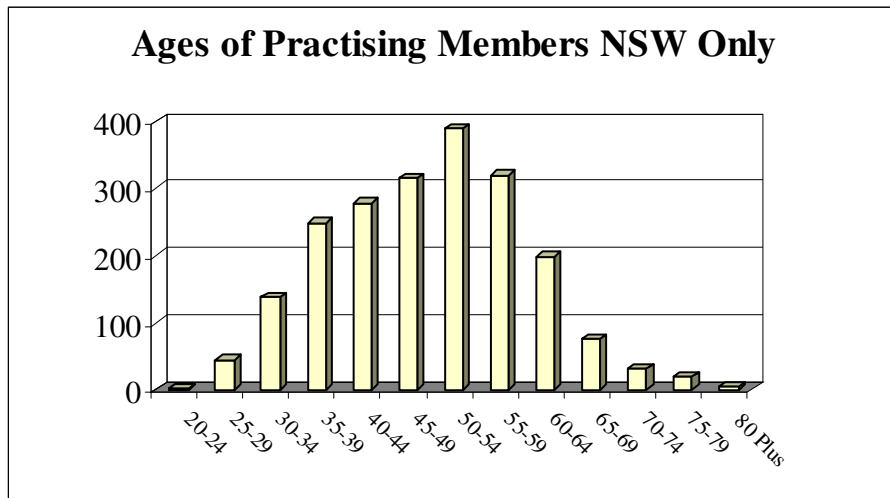


**2007 NSW Practising Bar
Association Members by Gender**



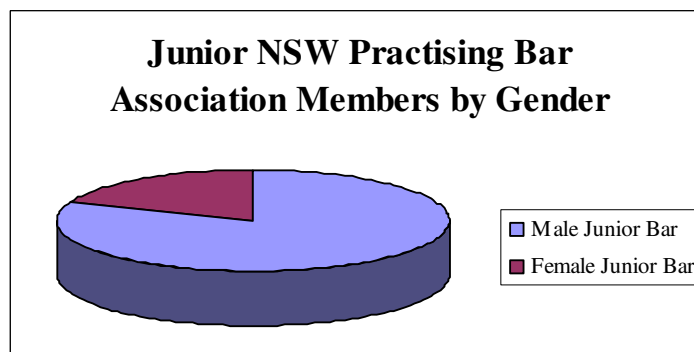
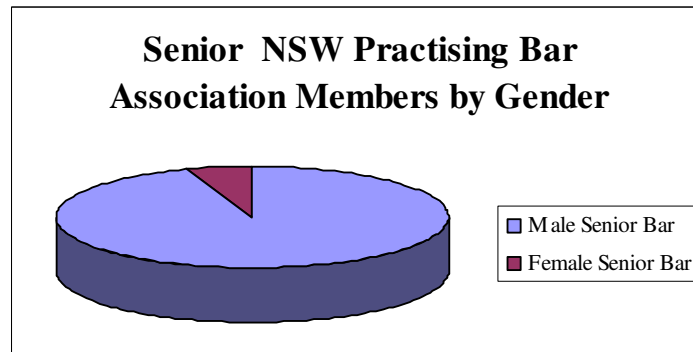
AGES OF NSW PRACTISING BAR ASSOCIATION MEMBERS

| | 20-24 | 25-29 | 30-34 | 35-39 | 40-44 | 45-49 | 50-54 | 55-59 | 60-64 | 65-69 | 70-74 | 75-79 | 80 Plus | Total |
|-------------------|-------|-------|-------|--------|--------|--------|--------|--------|-------|-------|-------|-------|---------|-------|
| Male | 0 | 29 | 100 | 192 | 208 | 264 | 333 | 286 | 181 | 73 | 30 | 18 | 5 | 1719 |
| Female | 2 | 16 | 38 | 57 | 70 | 51 | 56 | 34 | 18 | 2 | 2 | 1 | 0 | 347 |
| Total | 2 | 45 | 138 | 249 | 278 | 315 | 389 | 320 | 199 | 75 | 32 | 19 | 5 | 2066 |
| Percentage | 0.10% | 2.18% | 6.68% | 12.05% | 13.46% | 15.25% | 18.83% | 15.49% | 9.63% | 3.63% | 1.55% | 0.92% | 0.24% | |



NSW PRACTISING BAR ASSOCIATION MEMBERS - SENIOR AND JUNIOR

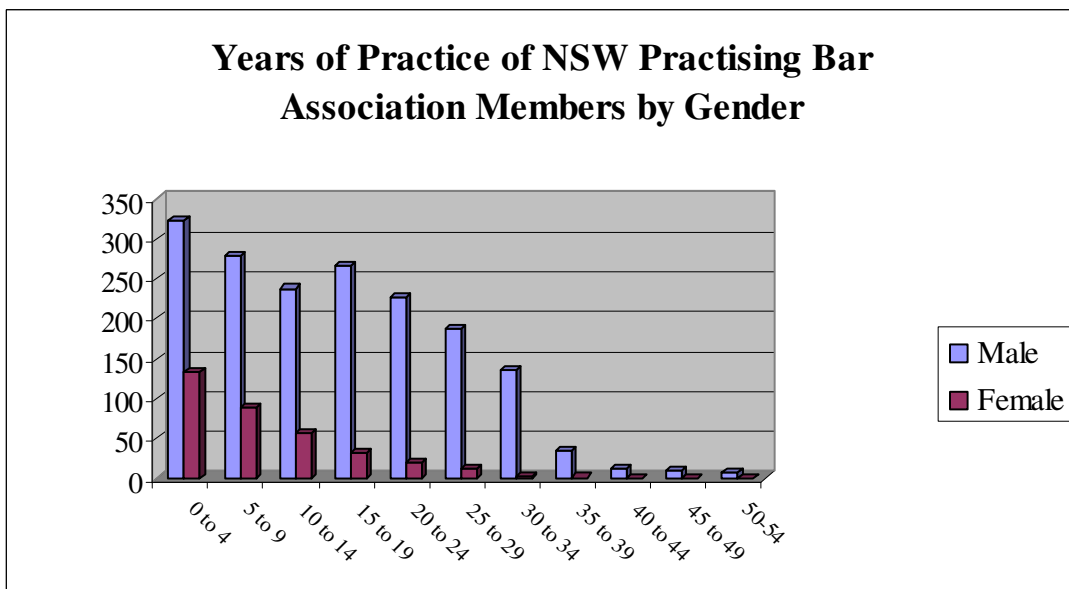
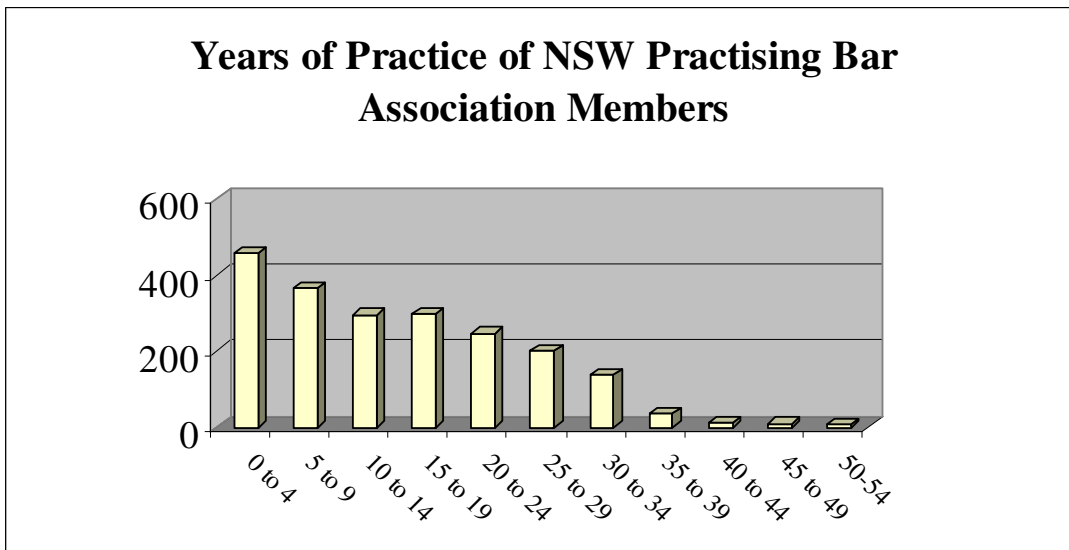
| | Total | Percentage |
|-------------------|-------------|------------|
| Male Senior Bar | 314 | 15.20% |
| Female Senior Bar | 18 | 0.87% |
| Male Junior Bar | 1405 | 68.01% |
| Female Junior Bar | 329 | 15.92% |
| Total | 2066 | |



NOTE: Senior Counsel (QC and SC) are commonly called ‘silks’. SCs have been appointed since 1993 and replaced the appointment of Queen’s Counsel. The term ‘junior’ barrister means all barristers except those who have been appointed Senior Counsel (QC or SC). The term ‘junior barrister’ does not indicate the ability or number of years at the Bar; for example some ‘juniors’ have been practising for 30 years.

NSW PRACTISING BAR ASSOCIATION MEMBERS – YEARS OF PRACTICE

| | 0 to 4 | 5 to 9 | 10 to 14 | 15 to 19 | 20 to 24 | 25 to 29 | 30 to 34 | 35 to 39 | 40 to 44 | 45 to 49 | 50-54 | 55 Plus | Total |
|-------------------|--------|--------|----------|----------|----------|----------|----------|----------|----------|----------|-------|---------|-------|
| Male | 323 | 279 | 238 | 267 | 226 | 187 | 135 | 34 | 12 | 9 | 7 | 2 | 1719 |
| Female | 134 | 88 | 57 | 32 | 20 | 13 | 2 | 1 | 0 | 0 | 0 | 0 | 347 |
| Total | 457 | 367 | 295 | 299 | 246 | 200 | 137 | 35 | 12 | 9 | 7 | 2 | 2066 |
| Percentage | 22.12% | 17.76% | 14.28% | 14.47% | 11.91% | 9.68% | 6.63% | 1.69% | 0.58% | 0.44% | 0.34% | 0.10% | |



E-MAIL ADDRESSES FOR NSW PRACTISING BAR ASSOCIATION MEMBERS

| | No E-mail Address | E-mail Address | Total | % with E-mail |
|--------|-------------------|----------------|-------|---------------|
| Male | 25 | 1694 | 1719 | 98.55% |
| Female | 4 | 343 | 347 | 98.85% |
| Total | 29 | 2037 | 2066 | 98.60% |

