

**SECTION FIVE
PRACTICE AREAS
OF HOLDERS OF NSW PRACTISING
CERTIFICATES**

TABLE OF CONTENTS

APPROVED PRACTICE AREAS.....	3
ADMINISTRATIVE.....	4
ALTERNATIVE DISPUTE RESOLUTION (ARBITRATION/MEDIATION/EVALUATION).....	4
APPELLATE.....	5
BANKING.....	5
BANKRUPTCY.....	6
BUILDING AND CONSTRUCTION.....	6
CIVIL AND HUMAN RIGHTS/DISCRIMINATION.....	7
COMMERCIAL.....	7
COMMUNICATIONS/MEDIA.....	8
CONFLICT OF LAWS.....	8
CONSTITUTIONAL.....	9
CONTRACTS.....	9
CORPORATE INSOLVENCY.....	10
CRIMINAL.....	10
CUSTOMS.....	11
DEFAMATION.....	11
DUST DISEASES.....	12
EQUITY.....	12
FAMILY LAW.....	13
INDUSTRIAL/EMPLOYMENT.....	13
INQUESTS, ROYAL COMMISSIONS AND STATUTORY TRIBUNALS.....	14
INSURANCE.....	14
INTELLECTUAL PROPERTY.....	15
INTERNATIONAL.....	15
LIQUOR LICENSING.....	16
LOCAL GOVERNMENT/ENVIRONMENTAL.....	16
LOCAL COURTS.....	17
MEDICAL NEGLIGENCE.....	17
MIGRATION.....	18
MOTOR ACCIDENTS.....	18
NATIVE TITLE.....	19
OCCUPATIONAL HEALTH AND SAFETY PROSECUTIONS.....	19
PERSONAL INJURY.....	20
PROFESSIONAL NEGLIGENCE.....	20
PROPERTY.....	21
SPORTS LAW.....	21
TAX.....	22
TRADE PRACTICES AND COMPETITION.....	22
TRANSPORTATION LAW (AVIATION/MARITIME).....	23
WILLS AND PROBATE.....	23
WORKERS COMPENSATION.....	24

APPROVED PRACTICE AREAS

The list of practice areas contained on the Association's database was last reviewed by the Bar Council in 2006. The rationalised list, set out below, was developed for consistency and to ensure that the search facility remained a useful searching tool for the use of solicitors and the public looking for a barrister to brief for their particular circumstances, and in terms of deriving useful statistics.

Please note that not all practising barristers advise the Association of their areas of practice and the Association does not take any responsibility for the accuracy of the information provided to it by members in relation to the areas in which they practice.

The approved list of practice areas is:

Administrative
Alternative Dispute Resolution (Arbitration/Mediation/Evaluation)
Appellate
Banking
Bankruptcy
Building and Construction
Civil & Human Rights/Discrimination
Commercial
Communications/Media
Conflict of Laws
Constitutional
Contracts
Corporate Insolvency
Criminal
Customs
Defamation
Dust Diseases
Equity
Family Law
Industrial/Employment
Inquests, Royal Commissions and Statutory Tribunals
Insurance
Intellectual Property
International
Liquor Licensing
Local Government/Environmental Law
Local Courts
Medical Negligence
Migration
Motor Accidents
Native title
Occupational Health and Safety Prosecutions
Personal Injury
Professional Negligence
Property
Sports Law
Tax
Trade Practices and Competition
Transportation Law (Aviation/Maritime)
Wills and Probate
Workers Compensation

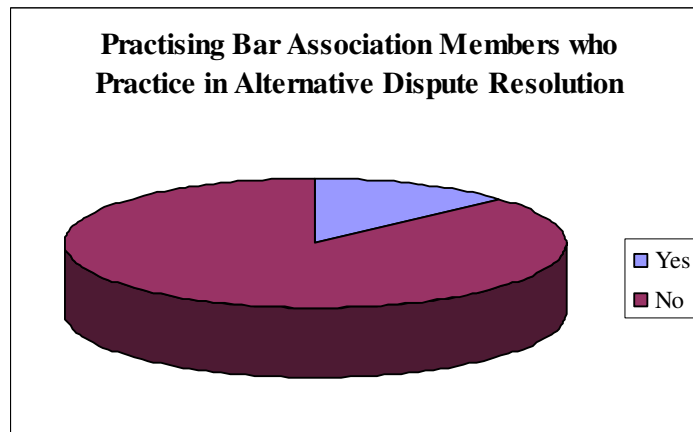
ADMINISTRATIVE

	Yes	No	Total	Percentage
Male	549	1179	1728	32%
Female	124	228	352	35%
Total	673	1407	2080	32%



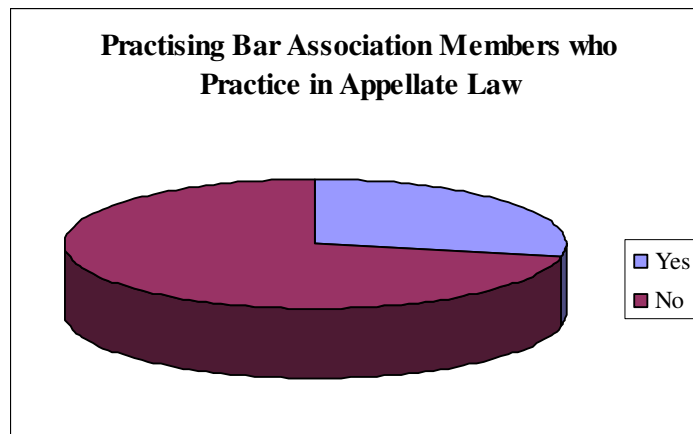
ALTERNATIVE DISPUTE RESOLUTION (ARBITRATION/MEDIATION/EVALUATION)

	Yes	No	Total	Percentage
Male	226	1502	1728	13%
Female	41	311	352	12%
Total	267	1813	2080	13%



APPELLATE

	Yes	No	Total	Percentage
Male	491	1237	1728	28%
Female	34	318	352	10%
Total	525	1555	2080	25%



BANKING

	Yes	No	Total	Percentage
Male	236	1492	1728	14%
Female	22	330	352	6%
Total	258	1822	2080	12%



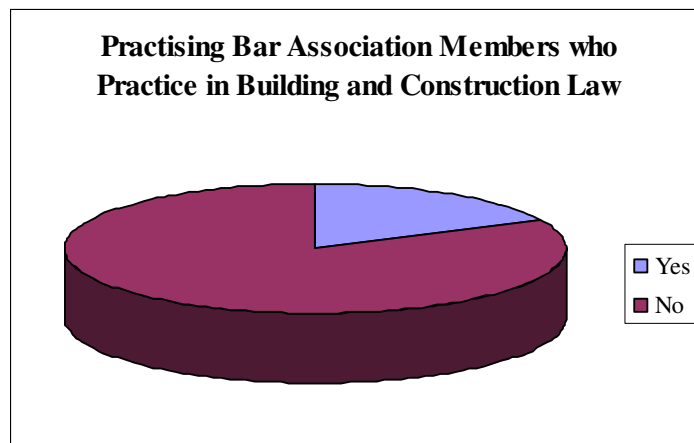
BANKRUPTCY

	Yes	No	Total	Percentage
Male	125	1603	1728	7%
Female	24	328	352	7%
Total	149	1931	2080	7%



BUILDING AND CONSTRUCTION

	Yes	No	Total	Percentage
Male	306	1422	1728	18%
Female	34	318	352	10%
Total	340	1740	2080	16%



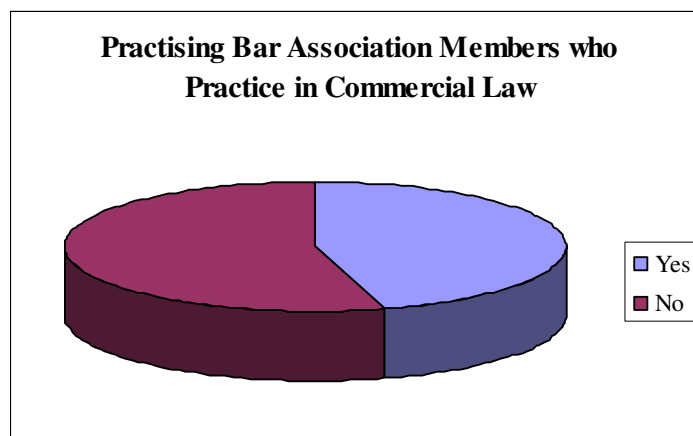
CIVIL AND HUMAN RIGHTS/DISCRIMINATION

	Yes	No	Total	Percentage
Male	171	1557	1728	10%
Female	65	287	352	18%
Total	236	1844	2080	11%



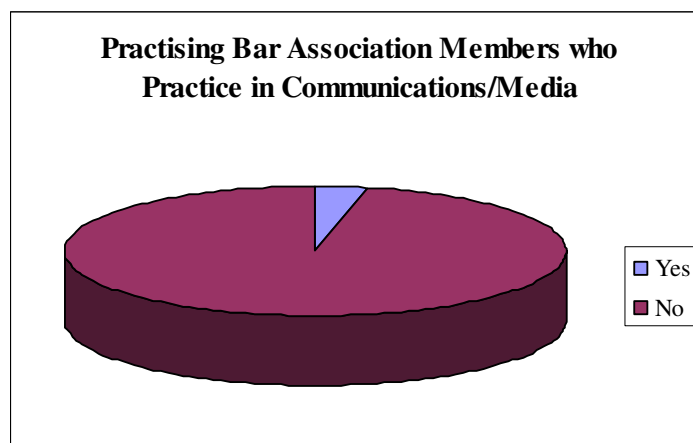
COMMERCIAL

	Yes	No	Total	Percentage
Male	789	939	1728	46%
Female	131	221	352	37%
Total	920	1160	2080	44%



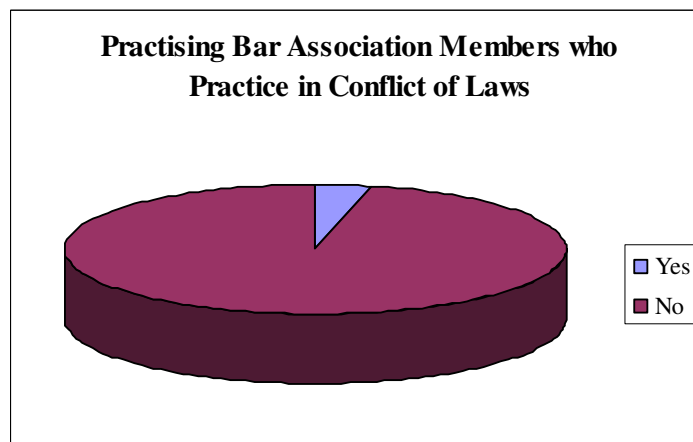
COMMUNICATIONS/MEDIA

	Yes	No	Total	Percentage
Male	59	1669	1728	3%
Female	10	342	352	3%
Total	69	2011	2080	3%



CONFLICT OF LAWS

	Yes	No	Total	Percentage
Male	60	1668	1728	3%
Female	9	343	352	2.6%
Total	69	2011	2080	3%



CONSTITUTIONAL

	Yes	No	Total	Percentage
Male	150	1578	1728	9%
Female	21	331	352	6%
Total	171	1909	2080	8%



CONTRACTS

	Yes	No	Total	Percentage
Male	291	1437	1728	17%
Female	55	297	352	16%
Total	346	1734	2080	17%



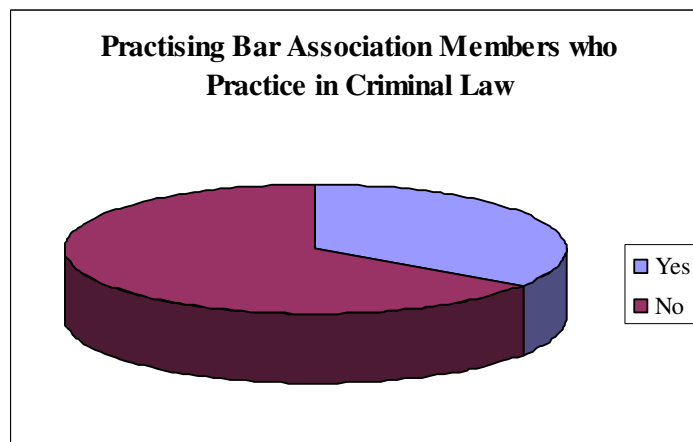
CORPORATE INSOLVENCY

	Yes	No	Total	Percentage
Male	122	1606	1728	7%
Female	22	330	352	6%
Total	144	1936	2080	7%



CRIMINAL

	Yes	No	Total	Percentage
Male	597	1131	1728	35%
Female	97	255	352	28%
Total	694	1386	2080	33%



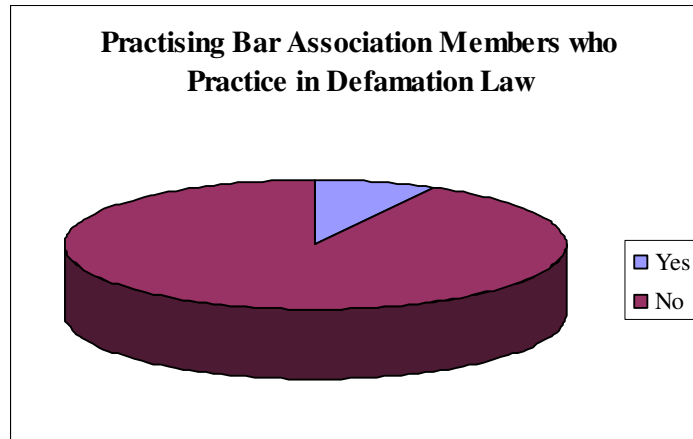
CUSTOMS

	Yes	No	Total	Percentage
Male	65	1663	1728	4%
Female	4	348	352	1%
Total	69	2011	2080	3%



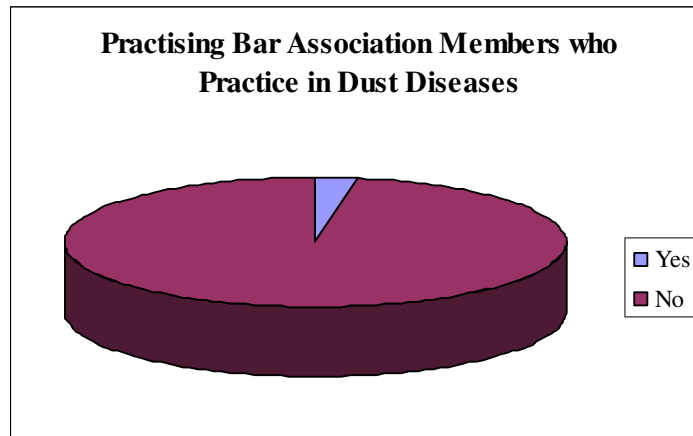
DEFAMATION

	Yes	No	Total	Percentage
Male	135	1593	1728	8%
Female	30	322	352	9%
Total	165	1915	2080	8%



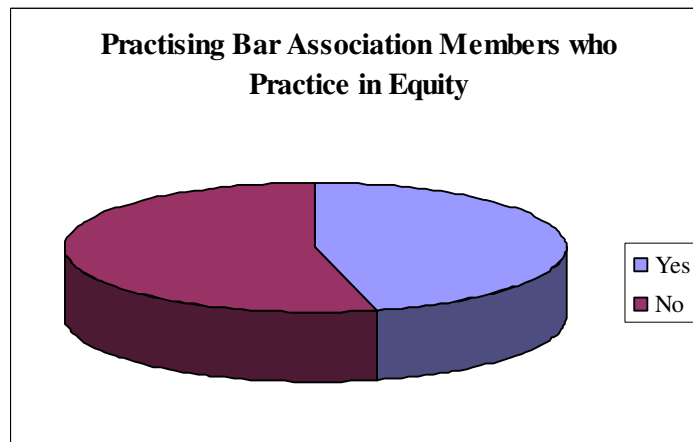
DUST DISEASES

	Yes	No	Total	Percentage
Male	47	1681	1728	3%
Female	6	346	352	2%
Total	53	2027	2080	3%



EQUITY

	Yes	No	Total	Percentage
Male	798	930	1728	46%
Female	130	222	352	37%
Total	928	1152	2080	45%



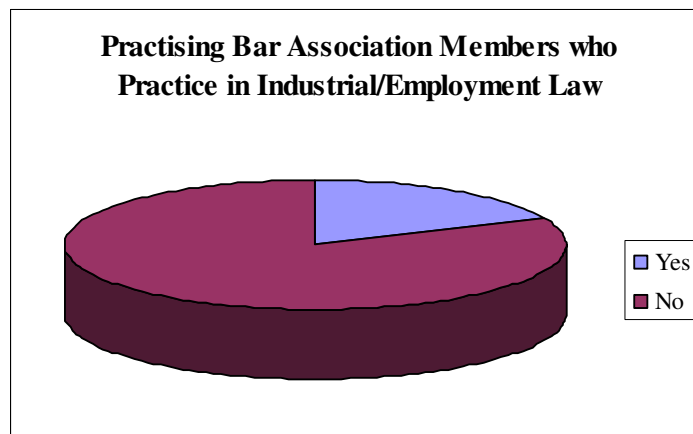
FAMILY LAW

	Yes	No	Total	Percentage
Male	214	1514	1728	12%
Female	75	277	352	21%
Total	289	1791	2080	14%



INDUSTRIAL/EMPLOYMENT

	Yes	No	Total	Percentage
Male	319	1409	1728	18%
Female	48	304	352	14%
Total	367	1713	2080	18%



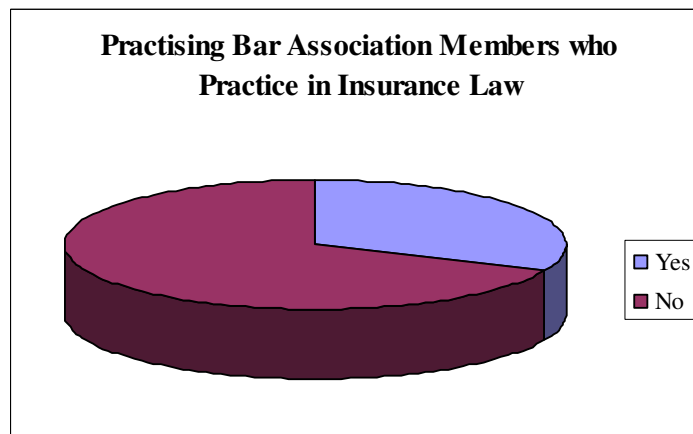
INQUESTS, ROYAL COMMISSIONS AND STATUTORY TRIBUNALS

	Yes	No	Total	Percentage
Male	163	1565	1728	9%
Female	26	326	352	7%
Total	189	1891	2080	9%



INSURANCE

	Yes	No	Total	Percentage
Male	549	1179	1728	32%
Female	50	302	352	14%
Total	599	1481	2080	29%



INTELLECTUAL PROPERTY

	Yes	No	Total	Percentage
Male	191	1537	1728	11%
Female	39	313	352	11%
Total	230	1850	2080	11%



INTERNATIONAL

	Yes	No	Total	Percentage
Male	83	1645	1728	5%
Female	13	339	352	4%
Total	96	1984	2080	5%



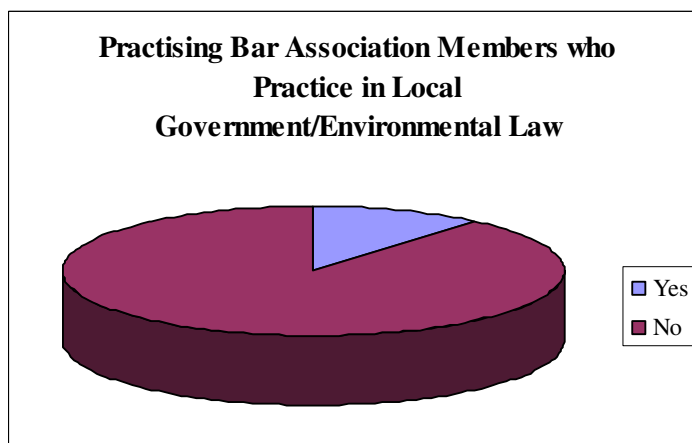
LIQUOR LICENSING

	Yes	No	Total	Percentage
Male	59	1669	1728	3%
Female	5	347	352	1%
Total	64	2016	2080	3%



LOCAL GOVERNMENT/ENVIRONMENTAL

	Yes	No	Total	Percentage
Male	192	1536	1728	11%
Female	20	332	352	6%
Total	212	1868	2080	10%



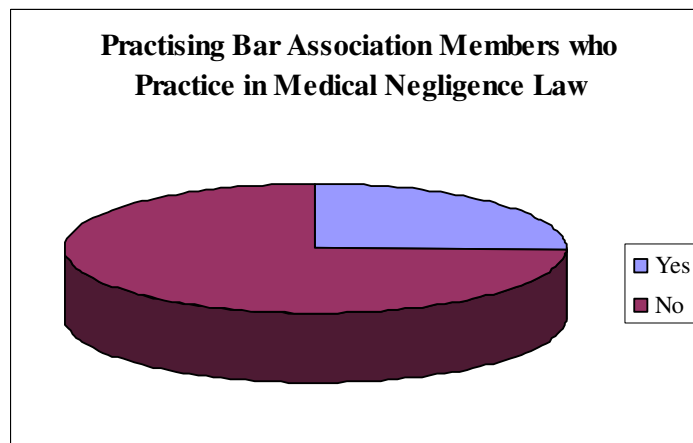
LOCAL COURTS

	Yes	No	Total	Percentage
Male	153	1575	1728	9%
Female	35	317	352	10%
Total	188	1892	2080	9%



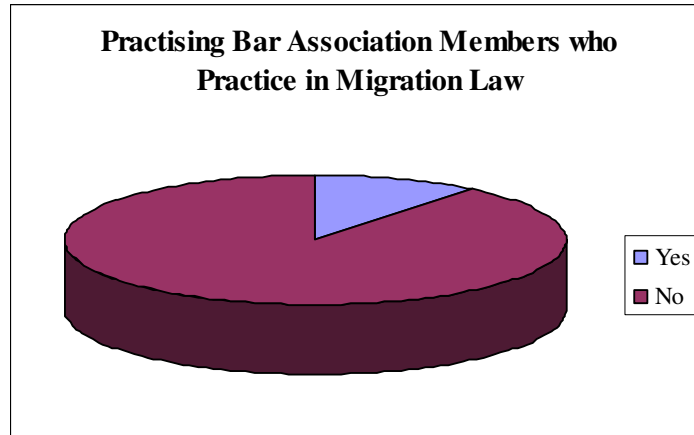
MEDICAL NEGLIGENCE

	Yes	No	Total	Percentage
Male	436	1292	1728	25%
Female	57	295	352	16%
Total	493	1587	2080	24%



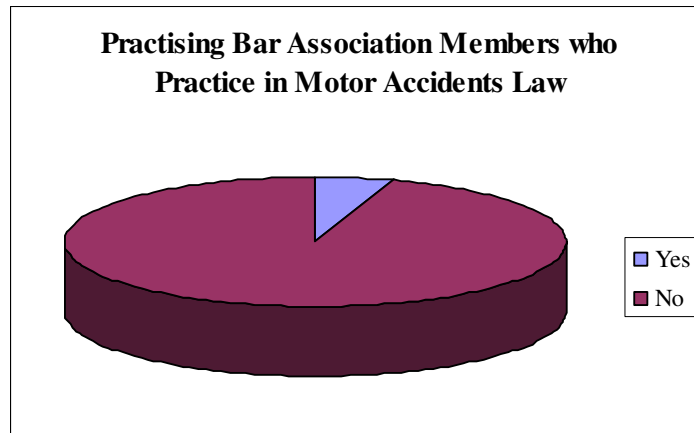
MIGRATION

	Yes	No	Total	Percentage
Male	188	1540	1728	11%
Female	49	303	352	14%
Total	237	1843	2080	11%



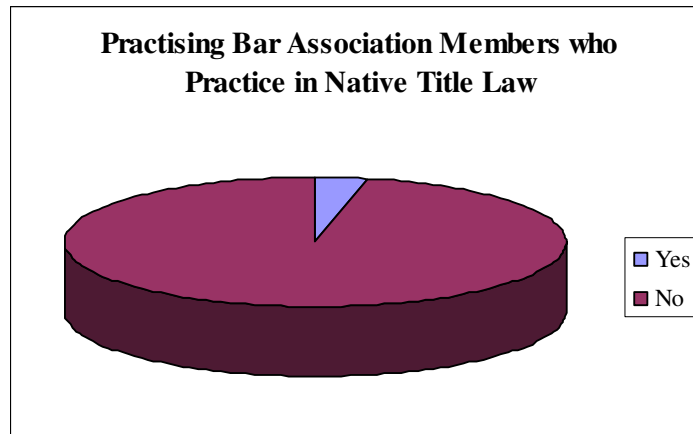
MOTOR ACCIDENTS

	Yes	No	Total	Percentage
Male	85	1643	1728	5%
Female	11	341	352	3%
Total	96	1984	2080	5%



NATIVE TITLE

	Yes	No	Total	Percentage
Male	56	1672	1728	3%
Female	18	334	352	5%
Total	74	2006	2080	4%



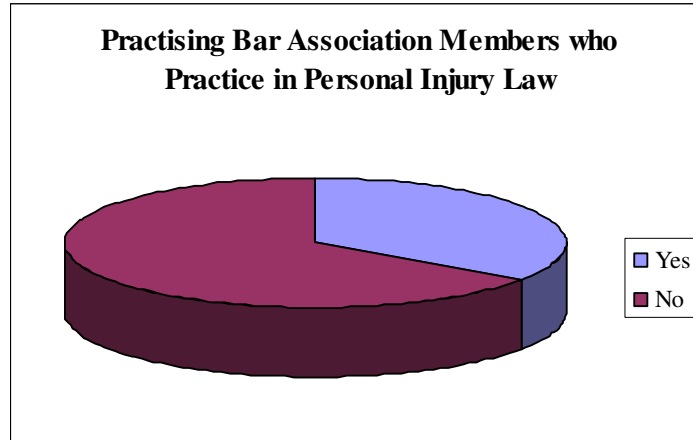
OCCUPATIONAL HEALTH AND SAFETY PROSECUTIONS

	Yes	No	Total	Percentage
Male	30	1698	1728	2%
Female	8	344	352	2%
Total	38	2042	2080	2%



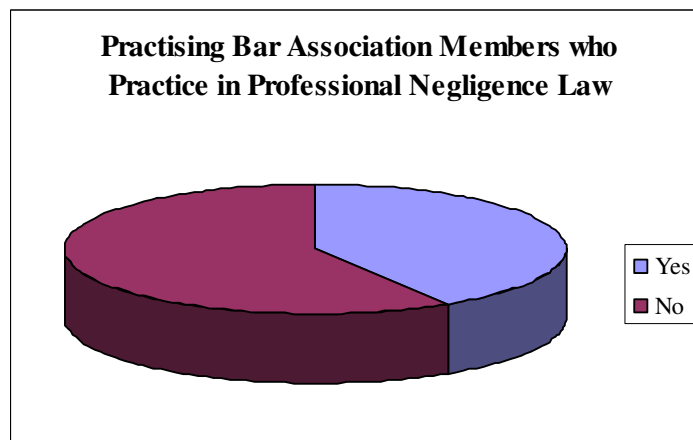
PERSONAL INJURY

	Yes	No	Total	Percentage
Male	601	1127	1728	35%
Female	70	282	352	20%
Total	671	1409	2080	32%



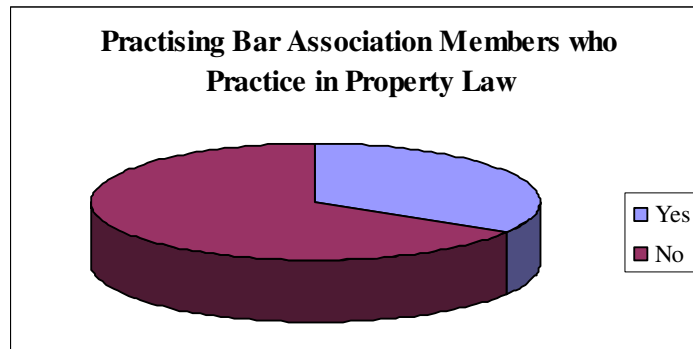
PROFESSIONAL NEGLIGENCE

	Yes	No	Total	Percentage
Male	709	1019	1728	41%
Female	79	273	352	22%
Total	788	1292	2080	38%




PROPERTY

	Yes	No	Total	Percentage
Male	611	1117	1728	35%
Female	94	258	352	27%
Total	705	1375	2080	34%



SPORTS LAW

	Yes	No	Total	Percentage
Male	5	1723	1728	0.29%
Female	0	352	352	0.00%
Total	5	2075	2080	0.24%



TAX

	Yes	No	Total	Percentage
Male	93	1635	1728	5%
Female	17	335	352	5%
Total	110	1970	2080	5%



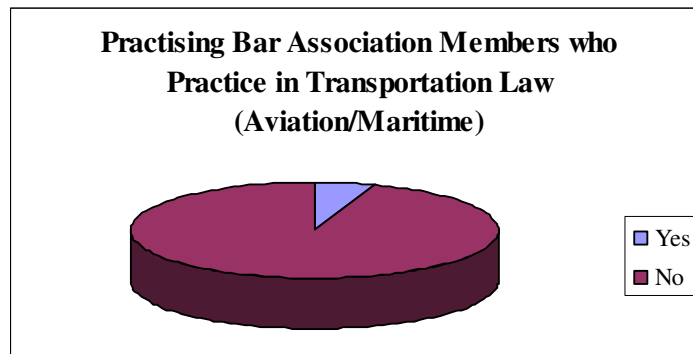
TRADE PRACTICES AND COMPETITION

	Yes	No	Total	Percentage
Male	464	1264	1728	27%
Female	60	292	352	17%
Total	524	1556	2080	25%



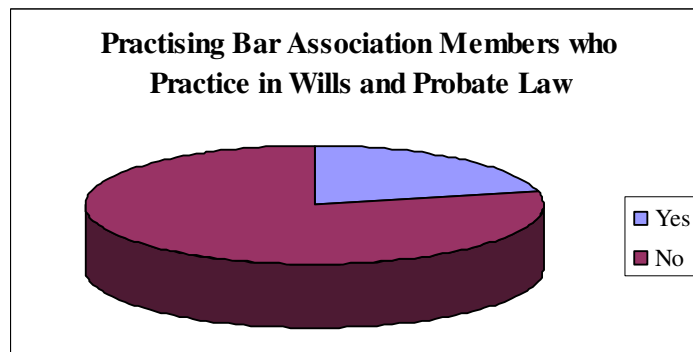
TRANSPORTATION LAW (AVIATION/MARITIME)

	Yes	No	Total	Percentage
Male	103	1625	1728	6%
Female	6	346	352	2%
Total	109	1971	2080	5%



WILLS AND PROBATE

	Yes	No	Total	Percentage
Male	376	1352	1728	22%
Female	69	283	352	20%
Total	445	1635	2080	21%



WORKERS COMPENSATION

	Yes	No	Total	Percentage
Male	235	1493	1728	14%
Female	24	328	352	7%
Total	259	1821	2080	12%

