

**SECTION FIVE  
PRACTICE AREAS  
OF HOLDERS OF NSW PRACTISING  
CERTIFICATES**

# TABLE OF CONTENTS

---

APPROVED PRACTICE AREAS.....	3
ADMINISTRATIVE .....	4
ALTERNATIVE DISPUTE RESOLUTION (ARBITRATION/MEDIATION/EVALUATION) .....	4
APPELLATE.....	5
BANKING .....	5
BANKRUPTCY .....	6
BUILDING AND CONSTRUCTION.....	6
CIVIL AND HUMAN RIGHTS/DISCRIMINATION .....	7
COMMERCIAL .....	7
COMMUNICATIONS/MEDIA.....	8
CONFLICT OF LAWS .....	8
CONSTITUTIONAL .....	9
CONTRACTS.....	9
CORPORATE INSOLVENCY .....	10
CRIMINAL .....	10
CUSTOMS.....	11
DEFAMATION.....	11
DUST DISEASES .....	12
EQUITY .....	12
FAMILY LAW .....	13
INDUSTRIAL/EMPLOYMENT .....	13
INQUESTS, ROYAL COMMISSIONS AND STATUTORY TRIBUNALS .....	14
INSURANCE.....	14
INTELLECTUAL PROPERTY .....	15
INTERNATIONAL .....	15
LIQUOR LICENSING.....	16
LOCAL GOVERNMENT/ENVIRONMENTAL .....	16
LOCAL COURTS .....	17
MEDICAL NEGLIGENCE.....	17
MIGRATION .....	18
MOTOR ACCIDENTS.....	18
NATIVE TITLE.....	19
OCCUPATIONAL HEALTH AND SAFETY PROSECUTIONS .....	19
PERSONAL INJURY .....	20
PROFESSIONAL NEGLIGENCE .....	20
PROPERTY.....	21
SPORTS LAW.....	21
TAX .....	22
TRADE PRACTICES AND COMPETITION .....	22
TRANSPORTATION LAW (AVIATION/MARITIME) .....	23
WILLS AND PROBATE .....	23
WORKERS COMPENSATION.....	24

# APPROVED PRACTICE AREAS

---

The list of practice areas contained on the Association's database was last reviewed by the Bar Council in 2007. The rationalised list, set out below, was developed for consistency and to ensure that the search facility remained a useful searching tool for the use of solicitors and the public looking for a barrister to brief for their particular circumstances, and in terms of deriving useful statistics.

Please note that not all practising barristers advise the Association of their areas of practice and the Association does not take any responsibility for the accuracy of the information provided to it by members in relation to the areas in which they practice.

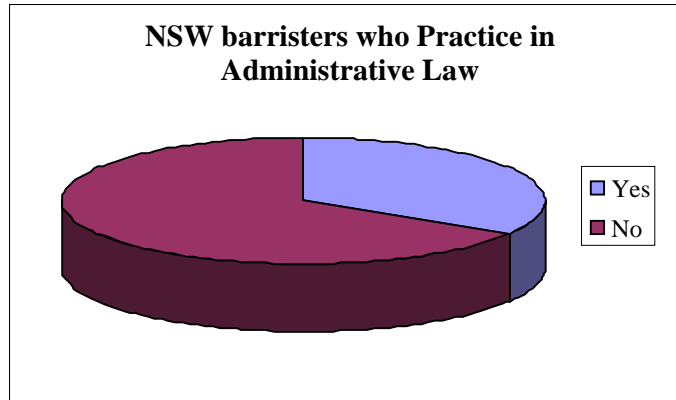
The approved list of practice areas is:

Administrative  
Alternative Dispute Resolution (Arbitration/Mediation/Evaluation)  
Appellate  
Banking  
Bankruptcy  
Building and Construction  
Civil & Human Rights/Discrimination  
Commercial  
Communications/Media  
Conflict of Laws  
Constitutional  
Contracts  
Corporate Insolvency  
Criminal  
Customs  
Defamation  
Dust Diseases  
Equity  
Family Law  
Industrial/Employment  
Inquests, Royal Commissions and Statutory Tribunals  
Insurance  
Intellectual Property  
International  
Liquor Licensing  
Local Government/Environmental Law  
Local Courts  
Medical Negligence  
Migration  
Motor Accidents  
Native title  
Occupational Health and Safety Prosecutions  
Personal Injury  
Professional Negligence  
Property  
Sports Law  
Tax  
Trade Practices and Competition  
Transportation Law (Aviation/Maritime)  
Wills and Probate  
Workers Compensation

## ADMINISTRATIVE

---

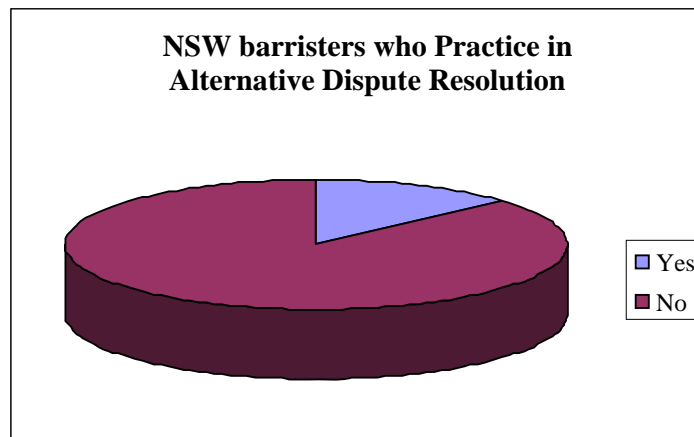
	Yes	No	Total	Percentage
<b>Male</b>	573	1137	1710	34%
<b>Female</b>	149	217	366	41%
<b>Total</b>	722	1354	2076	35%



## ALTERNATIVE DISPUTE RESOLUTION (ARBITRATION/MEDIATION/EVALUATION)

---

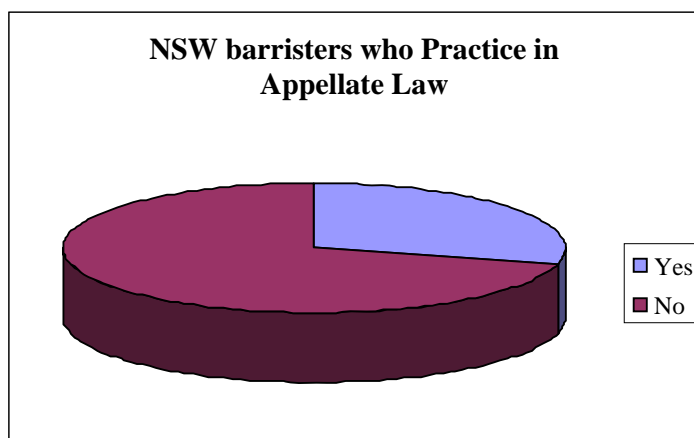
	Yes	No	Total	Percentage
<b>Male</b>	230	1480	1710	13%
<b>Female</b>	44	322	366	12%
<b>Total</b>	274	1802	2076	13%



## APPELLATE

---

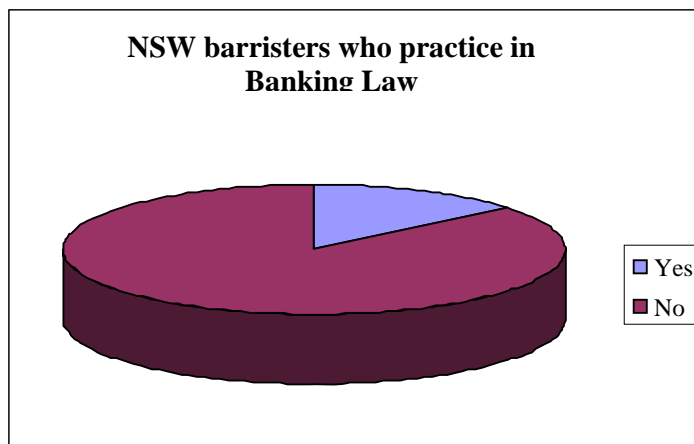
	Yes	No	Total	Percentage
<b>Male</b>	494	1216	1710	29%
<b>Female</b>	42	324	366	11%
<b>Total</b>	536	1540	2076	26%



## BANKING

---

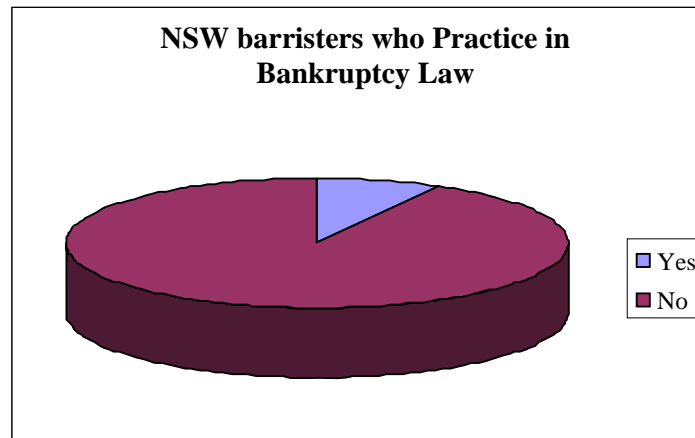
	Yes	No	Total	Percentage
<b>Male</b>	237	1473	1710	14%
<b>Female</b>	20	346	366	5%
<b>Total</b>	257	1819	2076	12%



# BANKRUPTCY

---

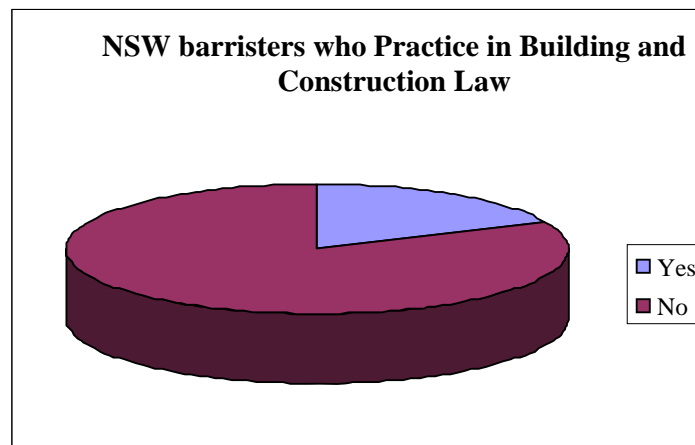
	Yes	No	Total	Percentage
<b>Male</b>	139	1571	1710	8%
<b>Female</b>	33	333	366	9%
<b>Total</b>	172	1904	2076	8%



# BUILDING AND CONSTRUCTION

---

	Yes	No	Total	Percentage
<b>Male</b>	308	1402	1710	18%
<b>Female</b>	37	329	366	10%
<b>Total</b>	345	1731	2076	17%



# CIVIL AND HUMAN RIGHTS/DISCRIMINATION

---

	Yes	No	Total	Percentage
Male	166	1544	1710	10%
Female	70	296	366	19%
Total	236	1840	2076	11%



# COMMERCIAL

---

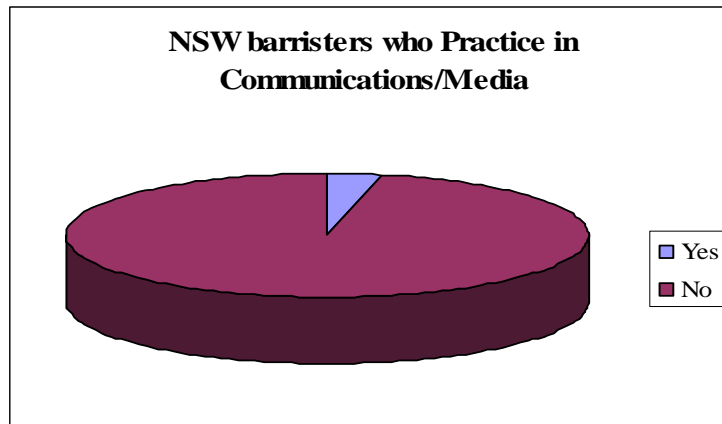
	Yes	No	Total	Percentage
Male	799	911	1710	47%
Female	154	212	366	42%
Total	953	1123	2076	46%



## COMMUNICATIONS/MEDIA

---

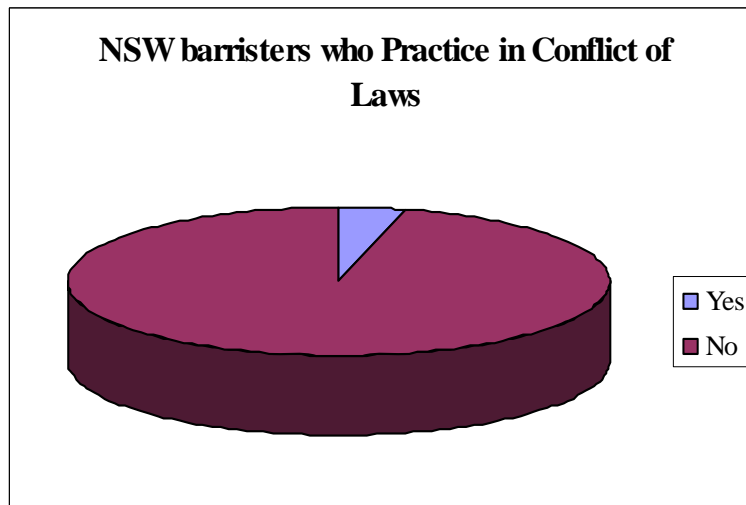
	Yes	No	Total	Percentage
<b>Male</b>	58	1652	1710	3%
<b>Female</b>	17	349	366	5%
<b>Total</b>	75	2001	2076	4%



## CONFLICT OF LAWS

---

	Yes	No	Total	Percentage
<b>Male</b>	67	1643	1710	4%
<b>Female</b>	10	356	366	2.7%
<b>Total</b>	77	1999	2076	4%

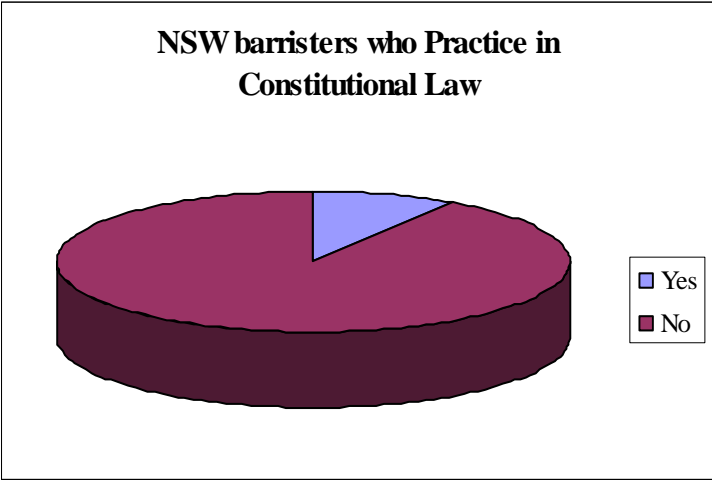




# CONSTITUTIONAL

---

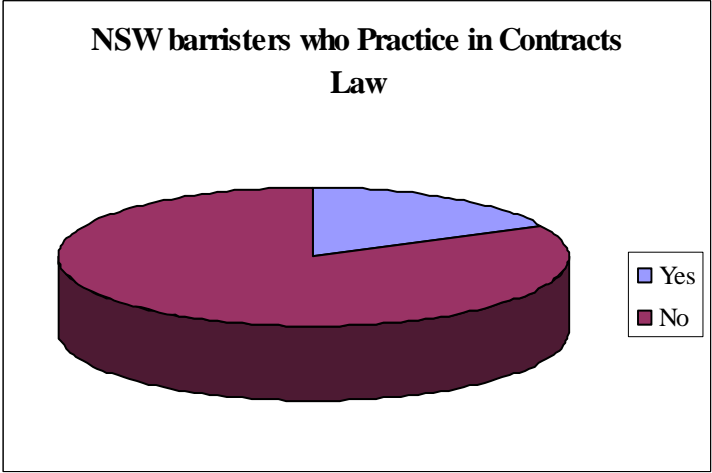
	Yes	No	Total	Percentage
<b>Male</b>	155	1555	1710	9%
<b>Female</b>	25	341	366	7%
<b>Total</b>	180	1896	2076	9%



# CONTRACTS

---

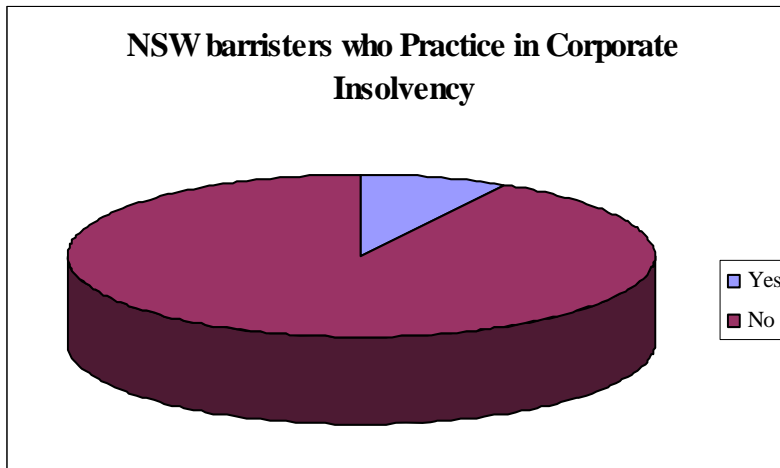
	Yes	No	Total	Percentage
<b>Male</b>	298	1412	1710	17%
<b>Female</b>	68	298	366	19%
<b>Total</b>	366	1710	2076	18%



# CORPORATE INSOLVENCY

---

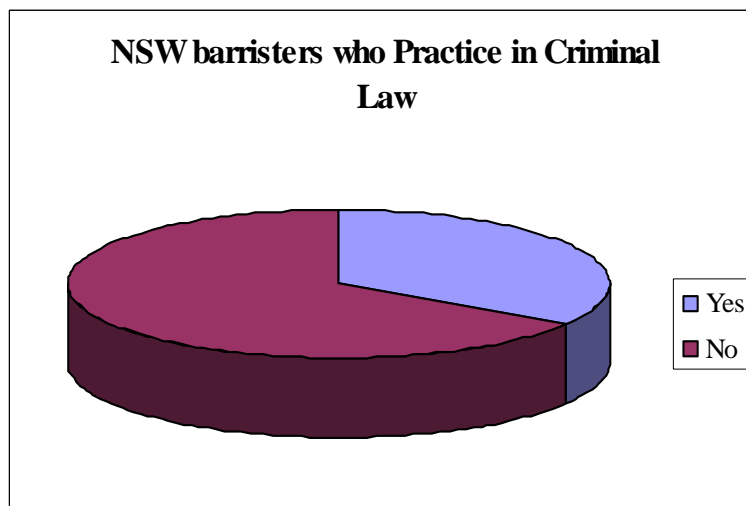
	Yes	No	Total	Percentage
Male	140	1570	1710	8%
Female	24	342	366	7%
<b>Total</b>	<b>164</b>	<b>1912</b>	<b>2076</b>	<b>8%</b>



# CRIMINAL

---

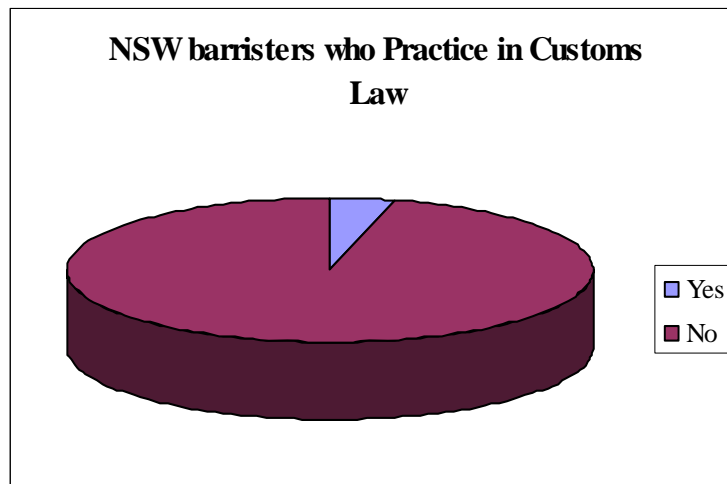
	Yes	No	Total	Percentage
Male	583	1127	1710	34%
Female	103	263	366	28%
<b>Total</b>	<b>686</b>	<b>1390</b>	<b>2076</b>	<b>33%</b>



## CUSTOMS

---

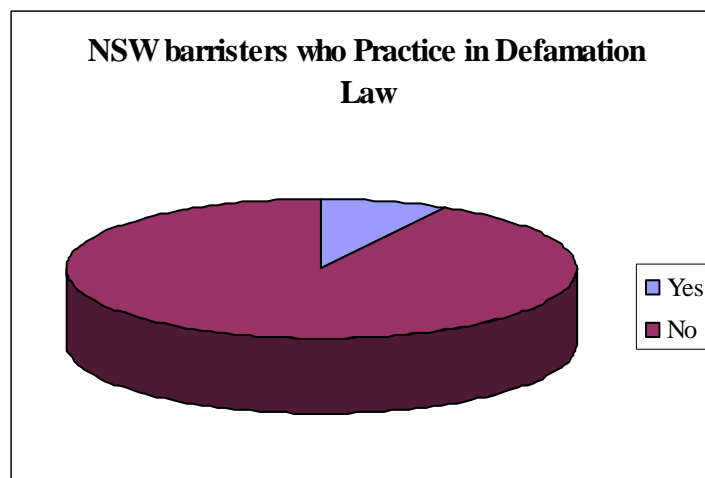
	Yes	No	Total	Percentage
<b>Male</b>	65	1645	1710	4%
<b>Female</b>	4	362	366	1%
<b>Total</b>	69	2007	2076	3%



## DEFAMATION

---

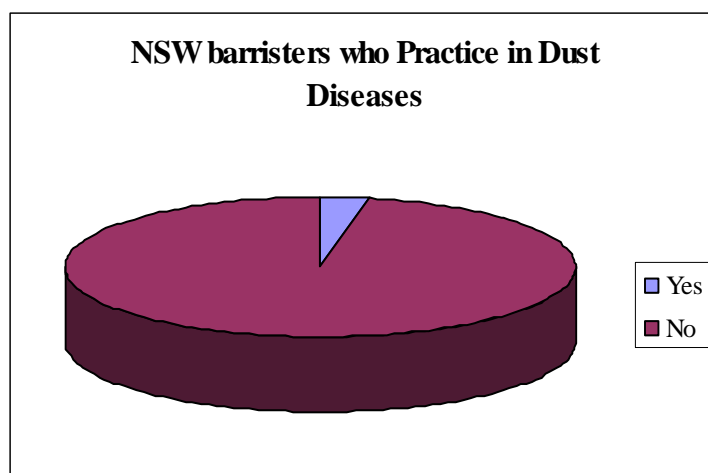
	Yes	No	Total	Percentage
<b>Male</b>	139	1571	1710	8%
<b>Female</b>	33	333	366	9%
<b>Total</b>	172	1904	2076	8%



## DUST DISEASES

---

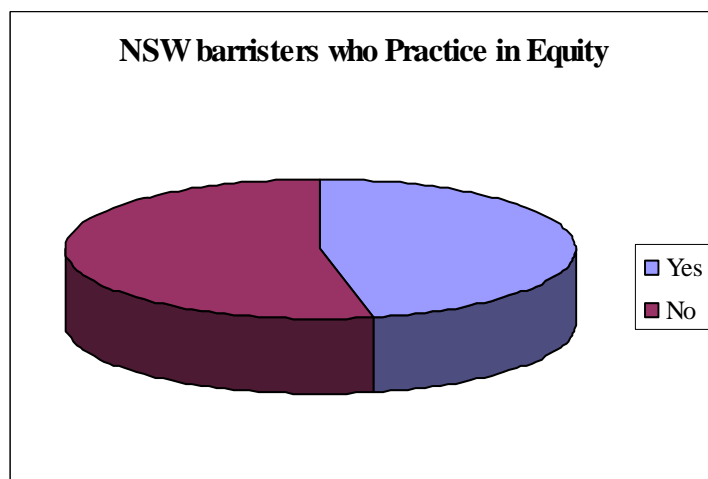
	Yes	No	Total	Percentage
<b>Male</b>	50	1660	1710	3%
<b>Female</b>	6	360	366	2%
<b>Total</b>	56	2020	2076	3%



## EQUITY

---

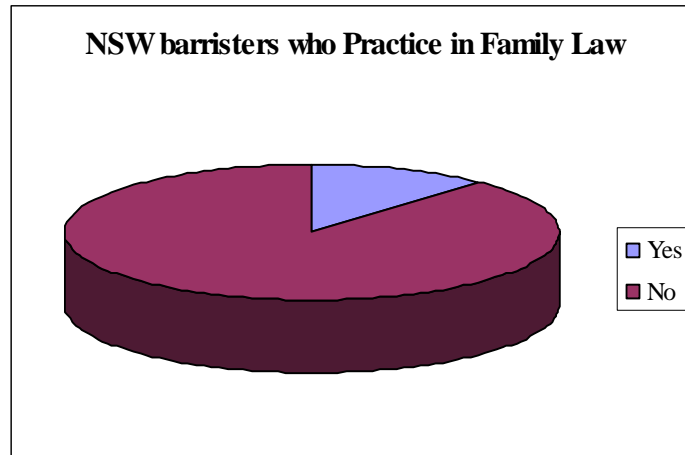
	Yes	No	Total	Percentage
<b>Male</b>	796	914	1710	47%
<b>Female</b>	144	222	366	39%
<b>Total</b>	940	1136	2076	45%



# FAMILY LAW

---

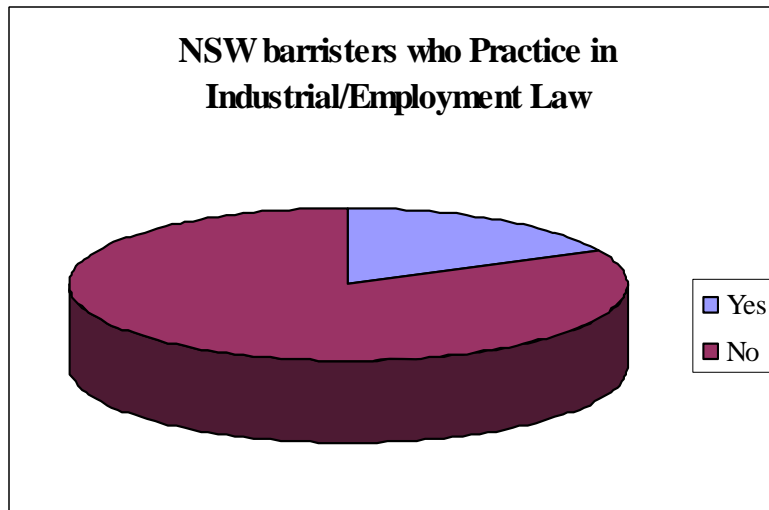
	Yes	No	Total	Percentage
Male	199	1511	1710	12%
Female	82	284	366	22%
Total	281	1795	2076	14%



# INDUSTRIAL/EMPLOYMENT

---

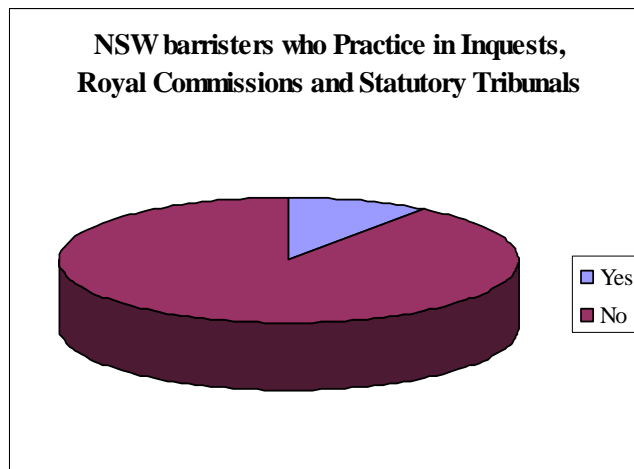
	Yes	No	Total	Percentage
Male	302	1408	1710	18%
Female	51	315	366	14%
Total	353	1723	2076	17%



## INQUESTS, ROYAL COMMISSIONS AND STATUTORY TRIBUNALS

---

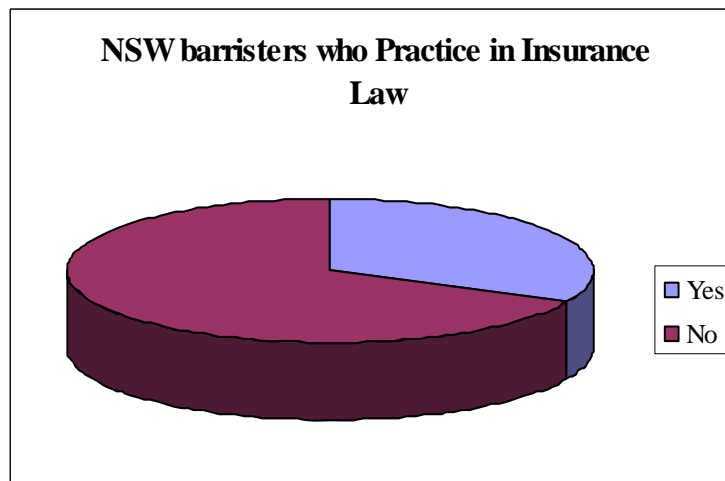
	Yes	No	Total	Percentage
<b>Male</b>	171	1539	1710	10%
<b>Female</b>	30	336	366	8%
<b>Total</b>	201	1875	2076	10%



## INSURANCE

---

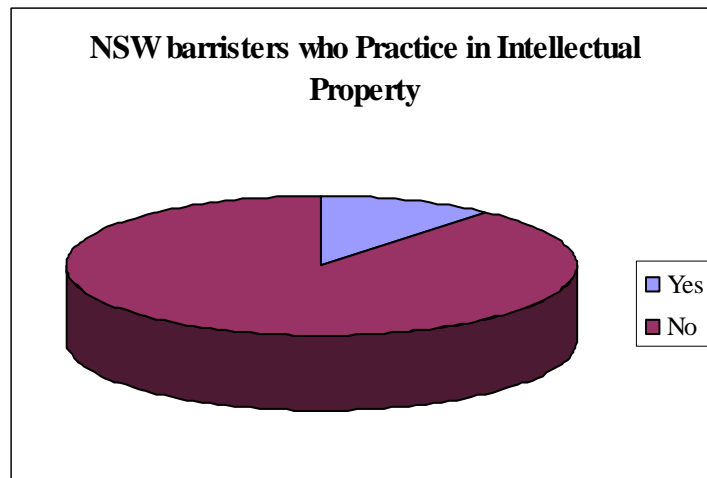
	Yes	No	Total	Percentage
<b>Male</b>	550	1160	1710	32%
<b>Female</b>	50	316	366	14%
<b>Total</b>	600	1476	2076	29%



# INTELLECTUAL PROPERTY

---

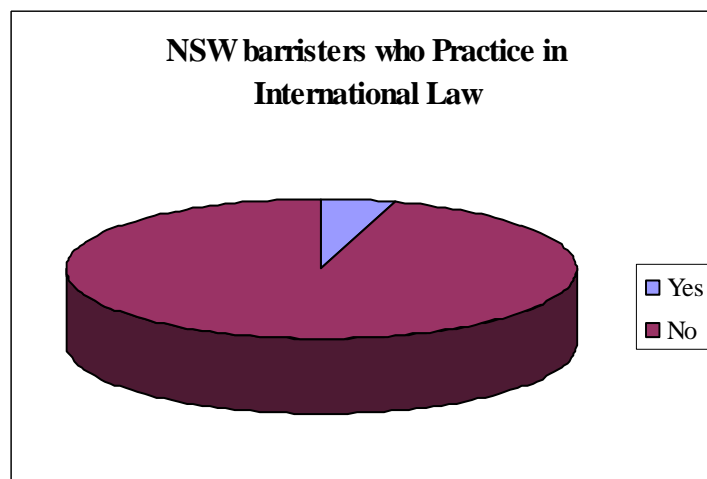
	Yes	No	Total	Percentage
<b>Male</b>	188	1522	1710	11%
<b>Female</b>	40	326	366	11%
<b>Total</b>	228	1848	2076	11%



# INTERNATIONAL

---

	Yes	No	Total	Percentage
<b>Male</b>	80	1630	1710	5%
<b>Female</b>	13	353	366	4%
<b>Total</b>	93	1983	2076	4%



## LIQUOR LICENSING

---

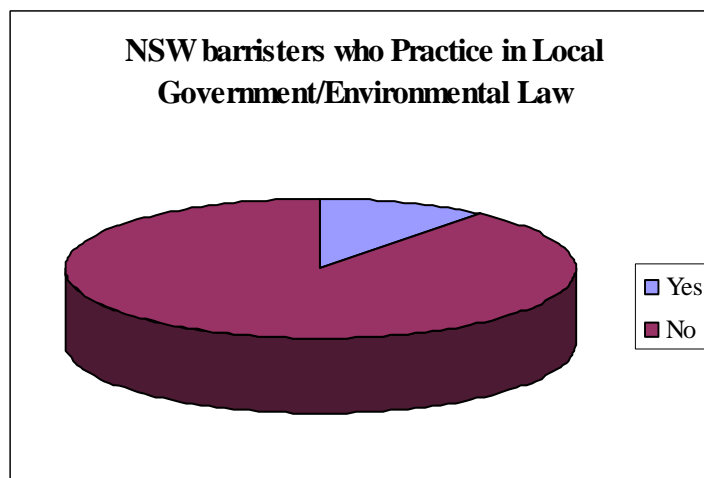
	Yes	No	Total	Percentage
<b>Male</b>	57	1653	1710	3%
<b>Female</b>	6	360	366	2%
<b>Total</b>	63	2013	2076	3%



## LOCAL GOVERNMENT/ENVIRONMENTAL

---

	Yes	No	Total	Percentage
<b>Male</b>	185	1525	1710	11%
<b>Female</b>	25	341	366	7%
<b>Total</b>	210	1866	2076	10%

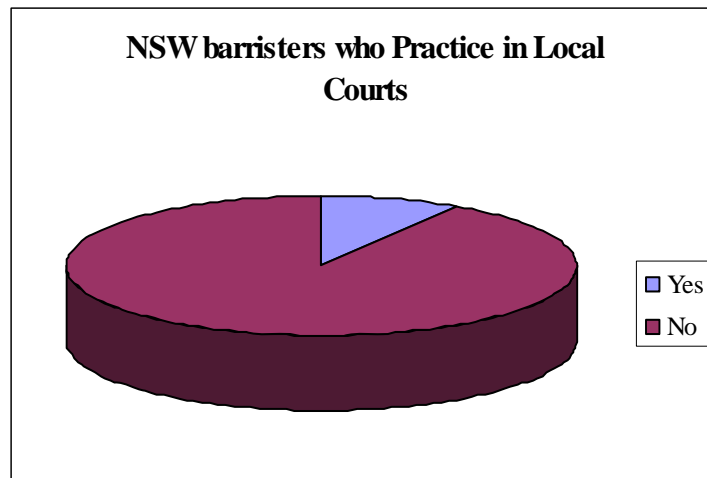




## LOCAL COURTS

---

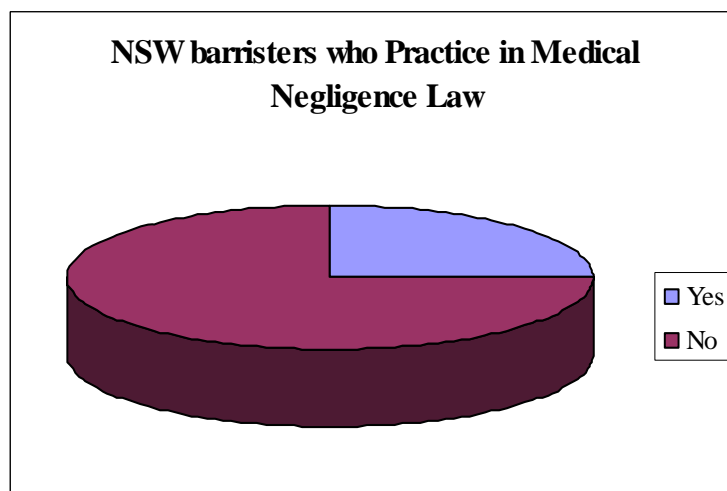
	Yes	No	Total	Percentage
<b>Male</b>	151	1559	1710	9%
<b>Female</b>	44	322	366	12%
<b>Total</b>	195	1881	2076	9%



## MEDICAL NEGLIGENCE

---

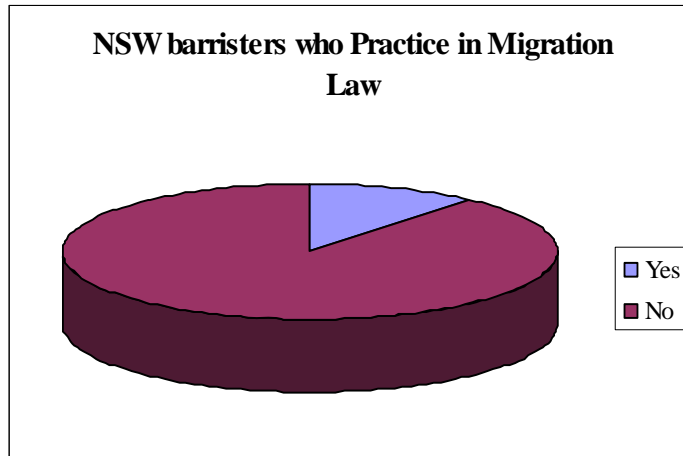
	Yes	No	Total	Percentage
<b>Male</b>	429	1281	1710	25%
<b>Female</b>	59	307	366	16%
<b>Total</b>	488	1588	2076	24%



# MIGRATION

---

	Yes	No	Total	Percentage
<b>Male</b>	192	1518	1710	11%
<b>Female</b>	66	300	366	18%
<b>Total</b>	258	1818	2076	12%



# MOTOR ACCIDENTS

---

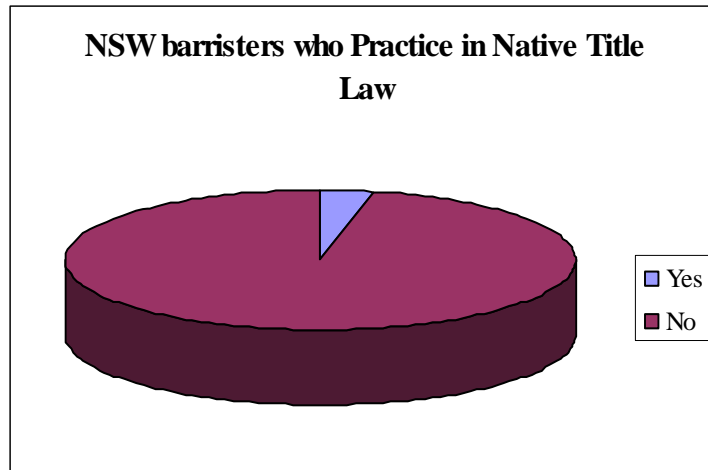
	Yes	No	Total	Percentage
<b>Male</b>	93	1617	1710	5%
<b>Female</b>	12	354	366	3%
<b>Total</b>	105	1971	2076	5%



# NATIVE TITLE

---

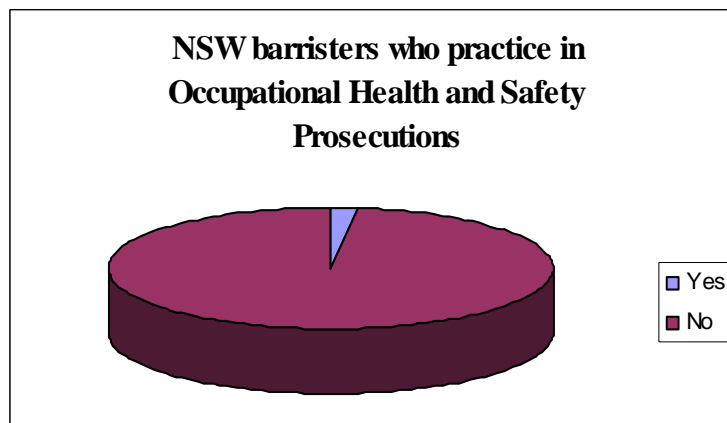
	Yes	No	Total	Percentage
<b>Male</b>	57	1653	1710	3%
<b>Female</b>	20	346	366	5%
<b>Total</b>	77	1999	2076	4%



# OCCUPATIONAL HEALTH AND SAFETY PROSECUTIONS

---

	Yes	No	Total	Percentage
<b>Male</b>	32	1678	1710	2%
<b>Female</b>	11	355	366	3%
<b>Total</b>	43	2033	2076	2%



## PERSONAL INJURY

---

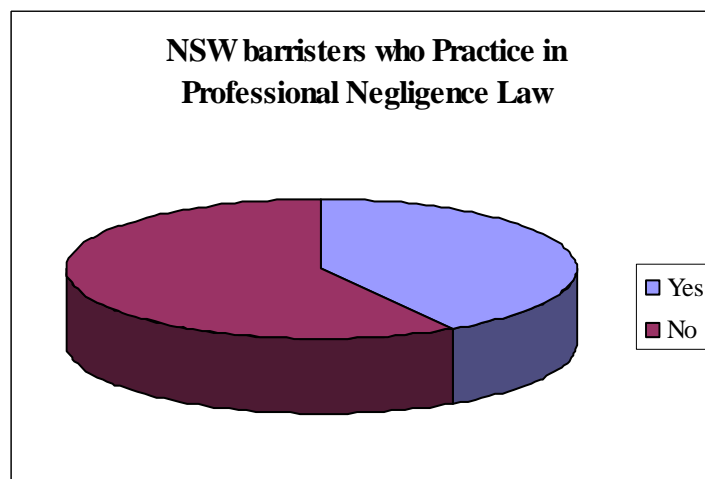
	Yes	No	Total	Percentage
Male	584	1126	1710	34%
Female	77	289	366	21%
Total	661	1415	2076	32%



## PROFESSIONAL NEGLIGENCE

---

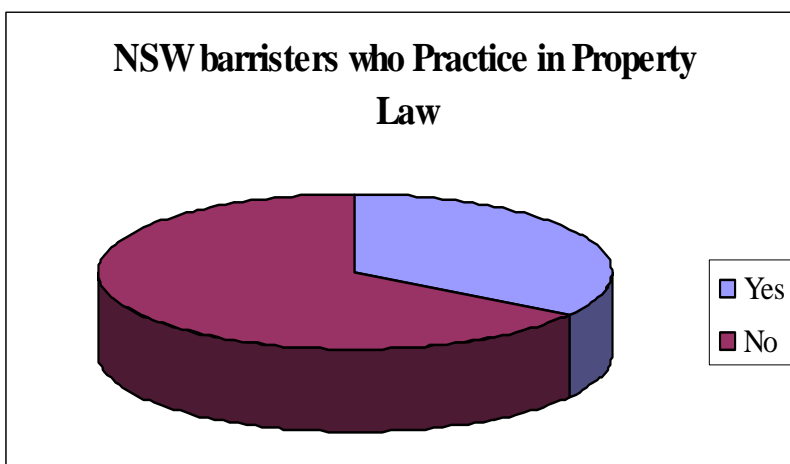
	Yes	No	Total	Percentage
Male	707	1003	1710	41%
Female	84	282	366	23%
Total	791	1285	2076	38%



# PROPERTY

---

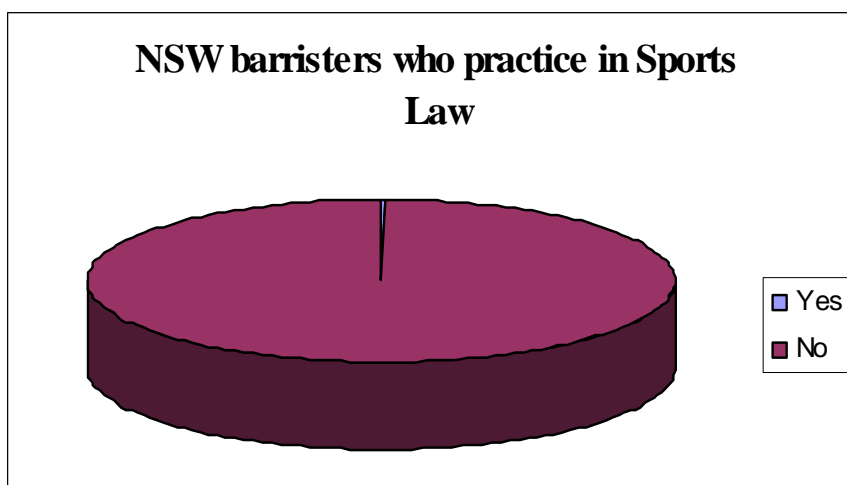
	Yes	No	Total	Percentage
<b>Male</b>	608	1102	1710	36%
<b>Female</b>	100	266	366	27%
<b>Total</b>	708	1368	2076	34%



# SPORTS LAW

---

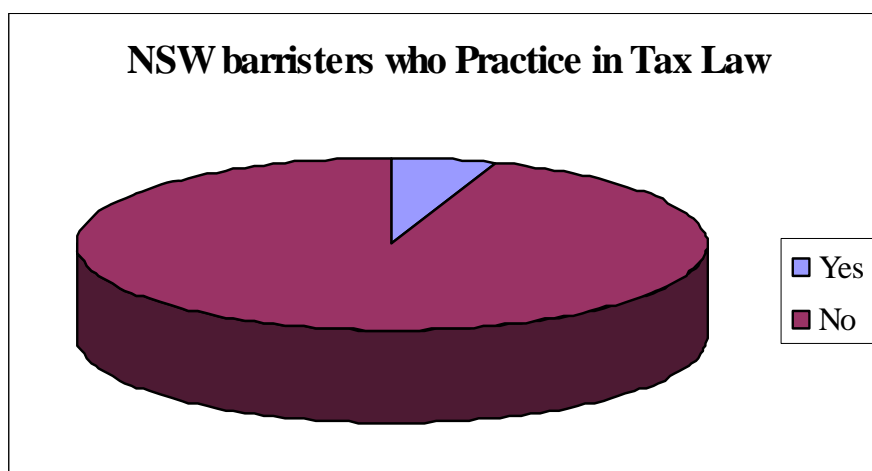
	Yes	No	Total	Percentage
<b>Male</b>	4	1706	1710	0.23%
<b>Female</b>	1	365	366	0.27%
<b>Total</b>	5	2071	2076	0.24%



# TAX

---

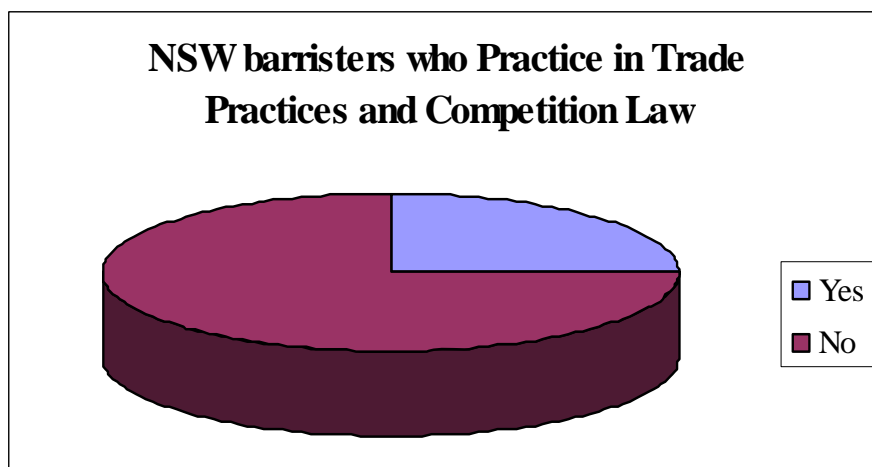
	Yes	No	Total	Percentage
<b>Male</b>	95	1615	1710	6%
<b>Female</b>	17	349	366	5%
<b>Total</b>	112	1964	2076	5%



# TRADE PRACTICES AND COMPETITION

---

	Yes	No	Total	Percentage
<b>Male</b>	454	1256	1710	27%
<b>Female</b>	61	305	366	17%
<b>Total</b>	515	1561	2076	25%



## TRANSPORTATION LAW (AVIATION/MARITIME)

---

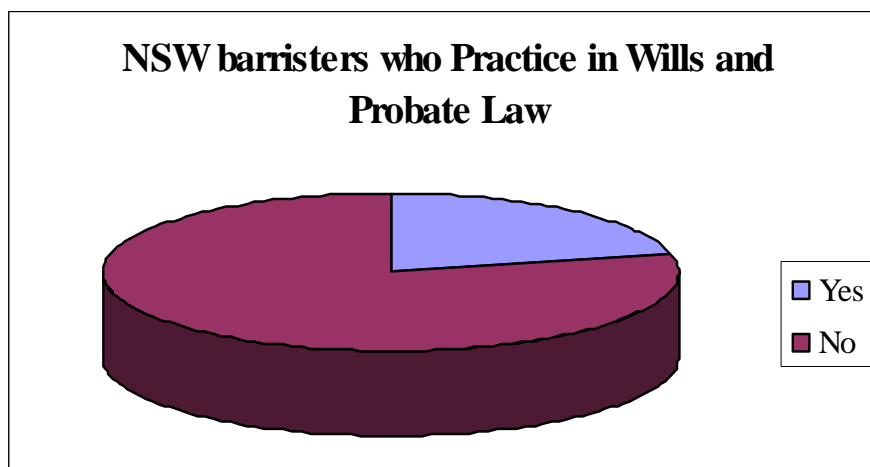
	Yes	No	Total	Percentage
<b>Male</b>	108	1602	1710	6%
<b>Female</b>	5	361	366	1%
<b>Total</b>	113	1963	2076	5%



## WILLS AND PROBATE

---

	Yes	No	Total	Percentage
<b>Male</b>	369	1341	1710	22%
<b>Female</b>	72	294	366	20%
<b>Total</b>	441	1635	2076	21%



# WORKERS COMPENSATION

---

	Yes	No	Total	Percentage
Male	218	1492	1710	13%
Female	25	341	366	7%
Total	243	1833	2076	12%

