

**SECTION FIVE
PRACTICE AREAS
OF HOLDERS OF NSW PRACTISING
CERTIFICATES**

TABLE OF CONTENTS

| | |
|--|----|
| APPROVED PRACTICE AREAS..... | 3 |
| ADMINISTRATIVE | 4 |
| ALTERNATIVE DISPUTE RESOLUTION (ARBITRATION/MEDIATION/EXPERT DETERMINATION) | 4 |
| APPELLATE..... | 5 |
| BANKING | 5 |
| BANKRUPTCY | 6 |
| BUILDING AND CONSTRUCTION | 6 |
| CIVIL AND HUMAN RIGHTS/DISCRIMINATION | 7 |
| COMMERCIAL | 7 |
| COMMUNICATIONS/MEDIA | 8 |
| CONFLICT OF LAWS | 8 |
| CONSTITUTIONAL | 9 |
| CORPORATIONS LAW | 9 |
| CRIMINAL | 10 |
| CUSTOMS..... | 10 |
| DEFAMATION..... | 11 |
| DISCIPLINARY PROCEEDINGS..... | 11 |
| DUST DISEASES | 12 |
| EQUITY | 12 |
| FAMILY LAW | 13 |
| INDUSTRIAL/EMPLOYMENT | 13 |
| INQUESTS AND COMMISSIONS OF INQUIRY | 14 |
| INSURANCE..... | 14 |
| INTELLECTUAL PROPERTY | 15 |
| INTERNATIONAL | 15 |
| LIQUOR LICENSING..... | 16 |
| LOCAL GOVERNMENT/ENVIRONMENTAL LAW | 16 |
| LOCAL COURTS | 17 |
| MEDICAL NEGLIGENCE..... | 17 |
| MIGRATION | 18 |
| NATIVE TITLE..... | 18 |
| OCCUPATIONAL HEALTH AND SAFETY PROSECUTION | 19 |
| PERSONAL INJURY | 19 |
| PROFESSIONAL NEGLIGENCE | 20 |
| PROPERTY..... | 20 |
| REVENUE..... | 21 |
| SPORTS LAW..... | 21 |
| STATUTORY TRIBUNALS..... | 22 |
| TRADE PRACTICES AND COMPETITION | 22 |
| TRANSPORTATION LAW (AVIATION/MARITIME) | 23 |
| WILLS AND PROBATE | 23 |
| WORKERS COMPENSATION..... | 24 |

APPROVED PRACTICE AREAS

The list of practice areas contained on the Association's database was last reviewed by the Bar Council in early 2009. The rationalised list, set out below, was developed for consistency and to ensure that the search facility remained a useful searching tool for the use of solicitors and the public looking for a barrister to brief for their particular circumstances, and in terms of deriving useful statistics.

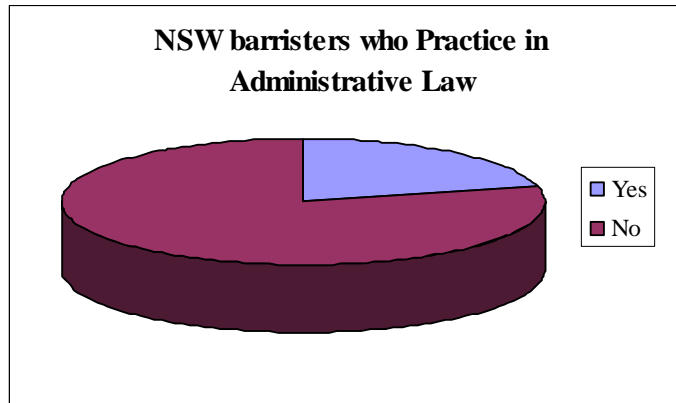
Please note that not all practising barristers advise the Association of their areas of practice and the Association does not take any responsibility for the accuracy of the information provided to it by members in relation to the areas in which they practice.

The approved list of practice areas is:

Administrative
Alternative Dispute Resolution (Arbitration/Mediation/Expert Determination)
Appellate
Banking
Bankruptcy
Building and Construction
Civil & Human Rights/Discrimination
Commercial
Communications/Media
Conflict of Laws
Constitutional
Corporations Law
Criminal
Customs
Defamation
Disciplinary Proceedings
Dust Diseases
Equity
Family Law
Industrial/Employment
Inquests and Commissions of Inquiry
Insurance
Intellectual Property
International
Liquor Licensing
Local Government/Environmental Law
Local Courts
Medical Negligence
Migration
Native title
Occupational Health and Safety Prosecution
Personal Injury
Professional Negligence
Property
Revenue
Sports Law
Statutory Tribunals
Trade Practices and Competition
Transportation Law (Aviation/Maritime)
Wills and Probate
Workers Compensation

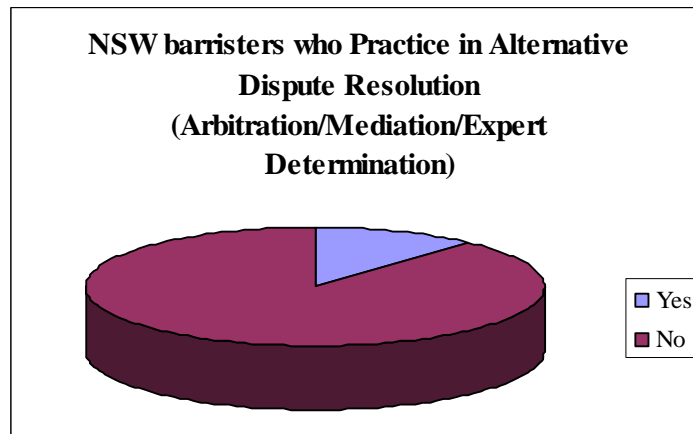
ADMINISTRATIVE

| | Yes | No | Total | Percentage |
|---------------|-----|------|-------|------------|
| Male | 361 | 1359 | 1720 | 21% |
| Female | 79 | 306 | 385 | 21% |
| Total | 440 | 1665 | 2105 | 21% |



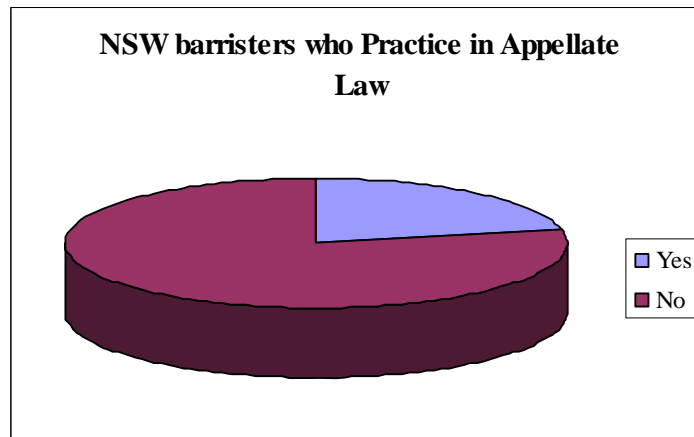
ALTERNATIVE DISPUTE RESOLUTION (ARBITRATION/MEDIATION/EXPERT DETERMINATION)

| | Yes | No | Total | Percentage |
|---------------|-----|------|-------|------------|
| Male | 201 | 1519 | 1720 | 12% |
| Female | 44 | 341 | 385 | 11% |
| Total | 245 | 1860 | 2105 | 12% |



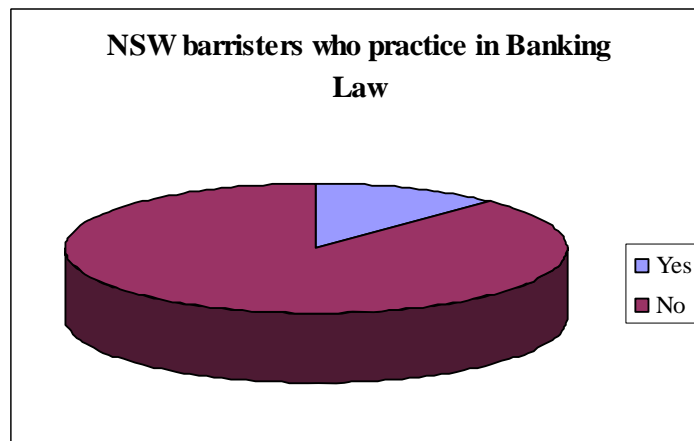
APPELLATE

| | Yes | No | Total | Percentage |
|---------------|-----|------|-------|------------|
| Male | 375 | 1345 | 1720 | 22% |
| Female | 30 | 355 | 385 | 8% |
| Total | 405 | 1700 | 2105 | 19% |



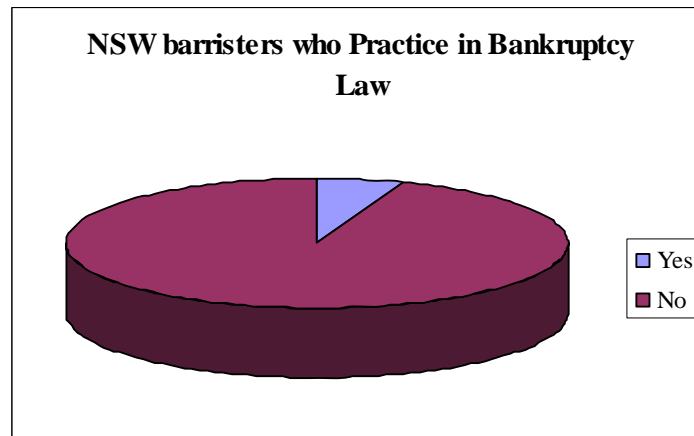
BANKING

| | Yes | No | Total | Percentage |
|---------------|-----|------|-------|------------|
| Male | 212 | 1508 | 1720 | 12% |
| Female | 17 | 368 | 385 | 4% |
| Total | 229 | 1876 | 2105 | 11% |



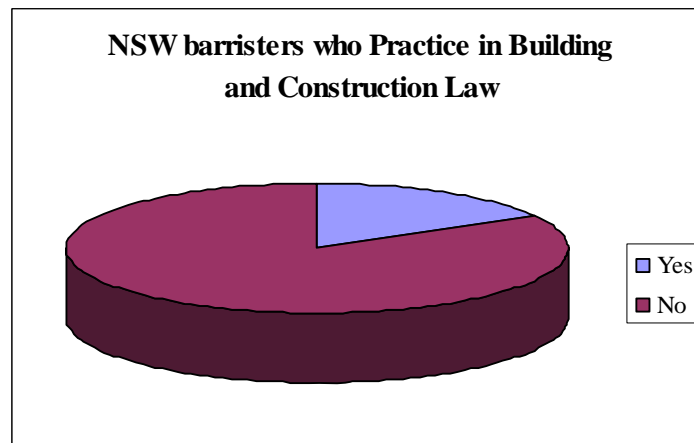
BANKRUPTCY

| | Yes | No | Total | Percentage |
|---------------|-----|------|-------|------------|
| Male | 95 | 1625 | 1720 | 6% |
| Female | 25 | 360 | 385 | 6% |
| Total | 120 | 1985 | 2105 | 6% |



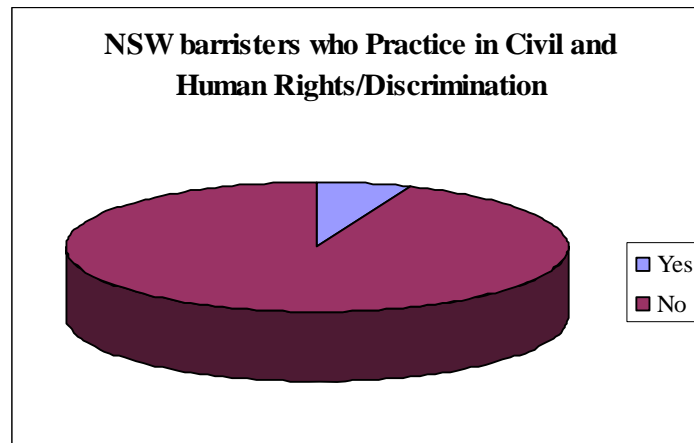
BUILDING AND CONSTRUCTION

| | Yes | No | Total | Percentage |
|---------------|-----|------|-------|------------|
| Male | 289 | 1431 | 1720 | 17% |
| Female | 36 | 349 | 385 | 9% |
| Total | 325 | 1780 | 2105 | 15% |



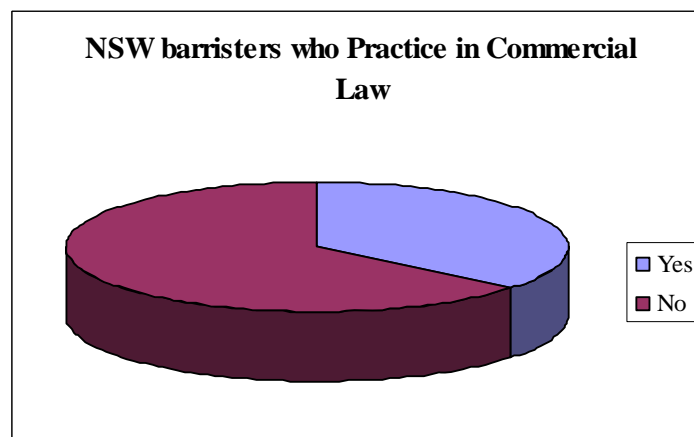
CIVIL AND HUMAN RIGHTS/DISCRIMINATION

| | Yes | No | Total | Percentage |
|---------------|-----|------|-------|------------|
| Male | 103 | 1617 | 1720 | 6% |
| Female | 40 | 345 | 385 | 10% |
| Total | 143 | 1962 | 2105 | 7% |



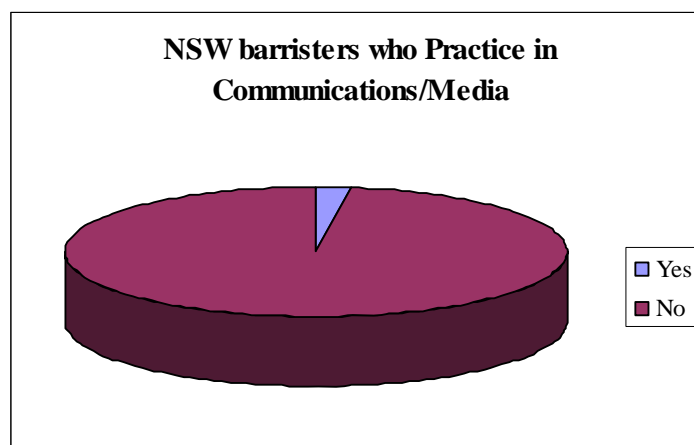
COMMERCIAL

| | Yes | No | Total | Percentage |
|---------------|-----|------|-------|------------|
| Male | 620 | 1100 | 1720 | 36% |
| Female | 107 | 278 | 385 | 28% |
| Total | 727 | 1378 | 2105 | 35% |



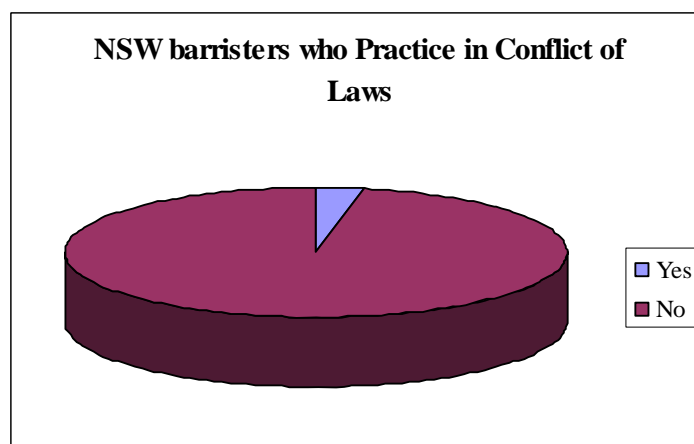
COMMUNICATIONS/MEDIA

| | Yes | No | Total | Percentage |
|---------------|-----|------|-------|------------|
| Male | 40 | 1680 | 1720 | 2% |
| Female | 14 | 371 | 385 | 4% |
| Total | 54 | 2051 | 2105 | 3% |



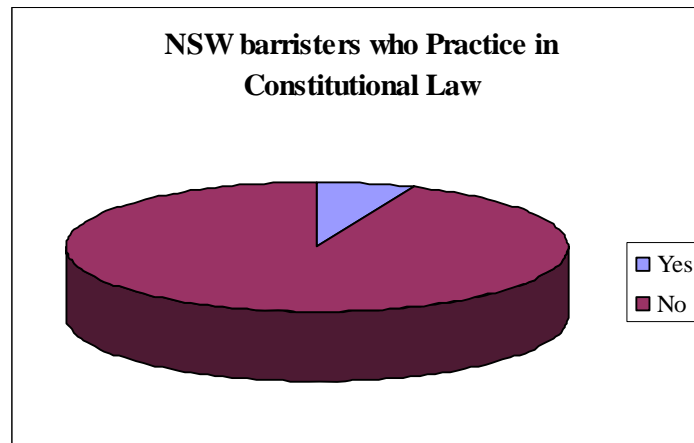
CONFLICT OF LAWS

| | Yes | No | Total | Percentage |
|---------------|-----|------|-------|------------|
| Male | 52 | 1668 | 1720 | 3% |
| Female | 10 | 375 | 385 | 2.6% |
| Total | 62 | 2043 | 2105 | 3% |



CONSTITUTIONAL

| | Yes | No | Total | Percentage |
|---------------|-----|------|-------|------------|
| Male | 112 | 1608 | 1720 | 7% |
| Female | 17 | 368 | 385 | 4% |
| Total | 129 | 1976 | 2105 | 6% |



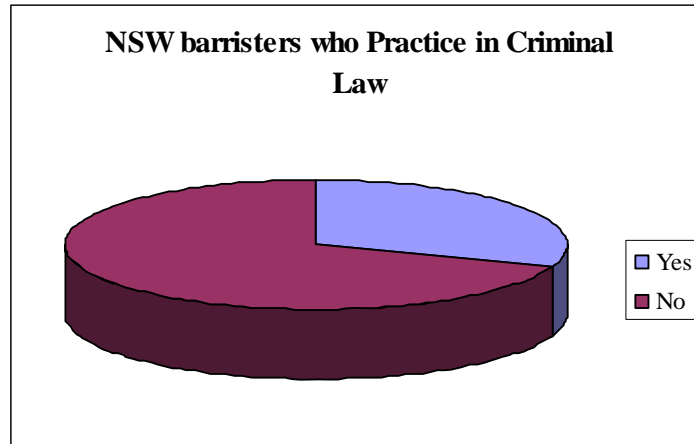
CORPORATIONS LAW

| | Yes | No | Total | Percentage |
|---------------|-----|------|-------|------------|
| Male | 93 | 1627 | 1720 | 5% |
| Female | 16 | 369 | 385 | 4% |
| Total | 109 | 1996 | 2105 | 5% |



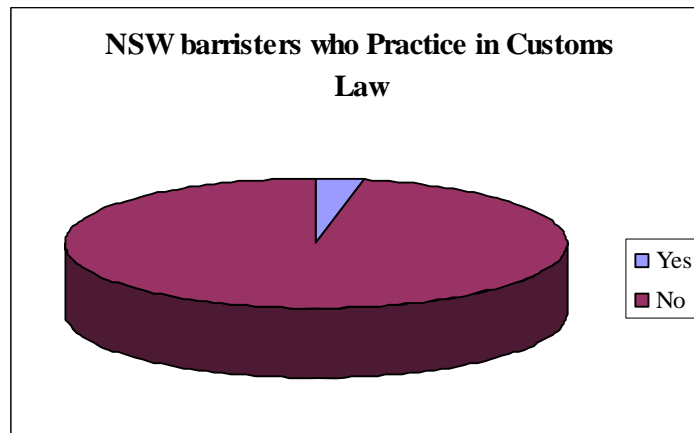
CRIMINAL

| | Yes | No | Total | Percentage |
|---------------|-----|------|-------|------------|
| Male | 524 | 1196 | 1720 | 30% |
| Female | 93 | 292 | 385 | 24% |
| Total | 617 | 1488 | 2105 | 29% |



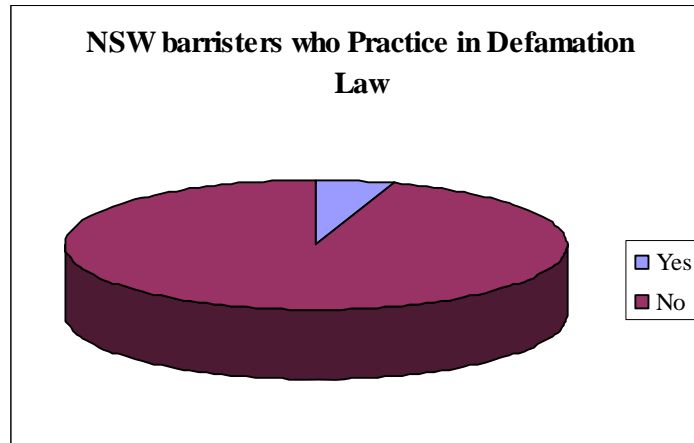
CUSTOMS

| | Yes | No | Total | Percentage |
|---------------|-----|------|-------|------------|
| Male | 53 | 1667 | 1720 | 3% |
| Female | 4 | 381 | 385 | 1% |
| Total | 57 | 2048 | 2105 | 3% |



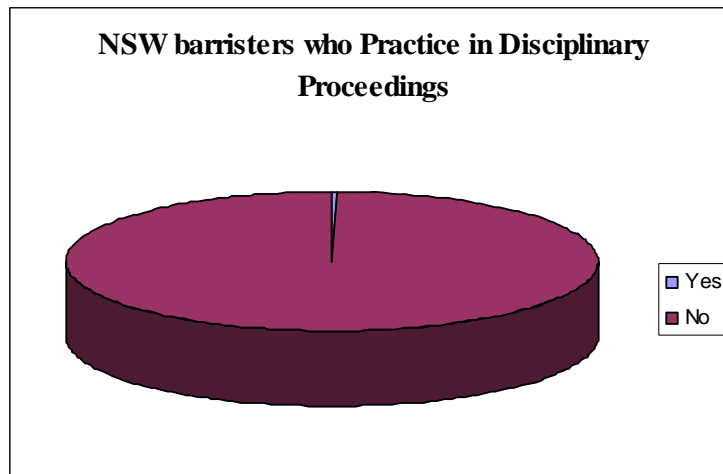
DEFAMATION

| | Yes | No | Total | Percentage |
|---------------|-----|------|-------|------------|
| Male | 88 | 1632 | 1720 | 5% |
| Female | 23 | 362 | 385 | 6% |
| Total | 111 | 1994 | 2105 | 5% |



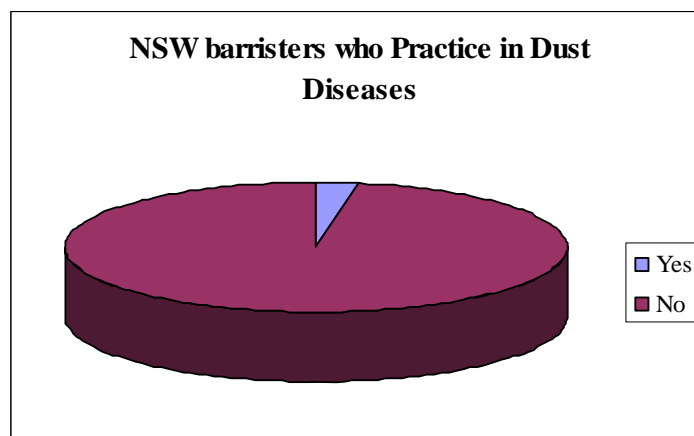
DISCIPLINARY PROCEEDINGS

| | Yes | No | Total | Percentage |
|---------------|-----|------|-------|------------|
| Male | 3 | 1717 | 1720 | 0.17% |
| Female | 1 | 384 | 385 | 0.26% |
| Total | 4 | 2101 | 2105 | 0.19% |



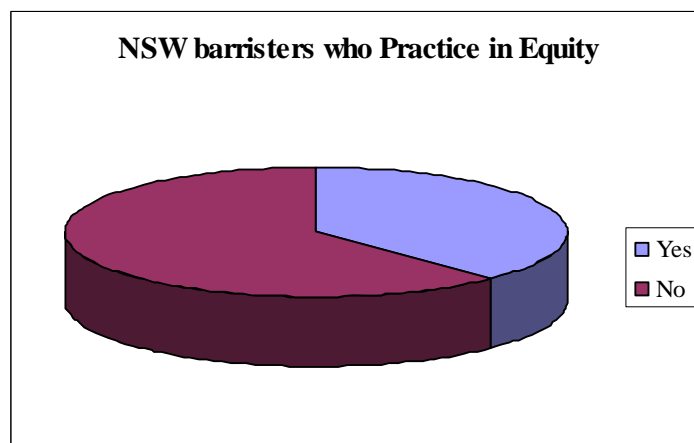
DUST DISEASES

| | Yes | No | Total | Percentage |
|---------------|-----|------|-------|------------|
| Male | 48 | 1672 | 1720 | 3% |
| Female | 6 | 379 | 385 | 2% |
| Total | 54 | 2051 | 2105 | 3% |



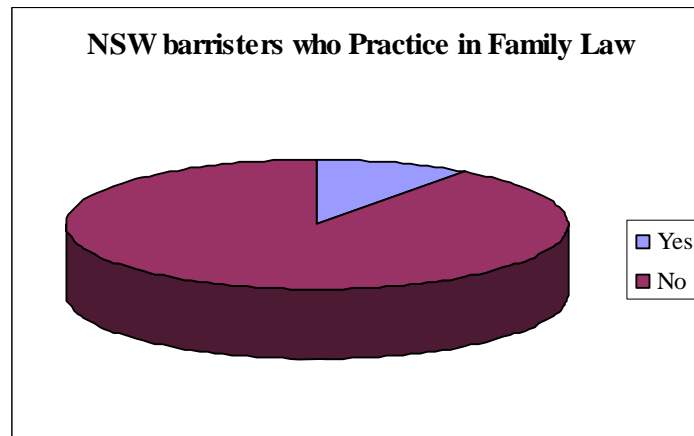
EQUITY

| | Yes | No | Total | Percentage |
|---------------|-----|------|-------|------------|
| Male | 649 | 1071 | 1720 | 38% |
| Female | 114 | 271 | 385 | 30% |
| Total | 763 | 1342 | 2105 | 36% |



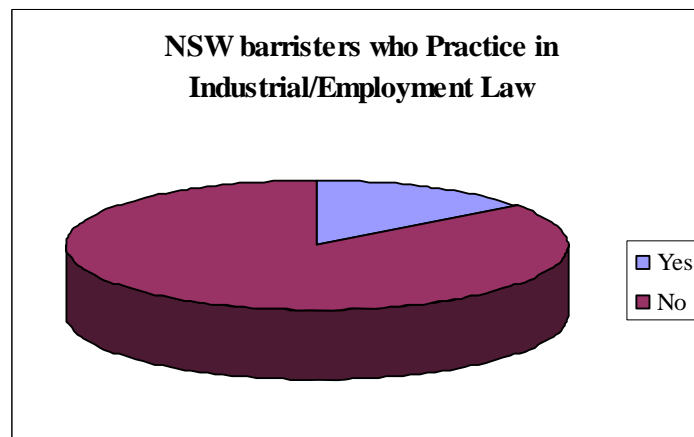
FAMILY LAW

| | Yes | No | Total | Percentage |
|---------------|-----|------|-------|------------|
| Male | 173 | 1547 | 1720 | 10% |
| Female | 69 | 316 | 385 | 18% |
| Total | 242 | 1863 | 2105 | 11% |



INDUSTRIAL/EMPLOYMENT

| | Yes | No | Total | Percentage |
|---------------|-----|------|-------|------------|
| Male | 254 | 1466 | 1720 | 15% |
| Female | 39 | 346 | 385 | 10% |
| Total | 293 | 1812 | 2105 | 14% |



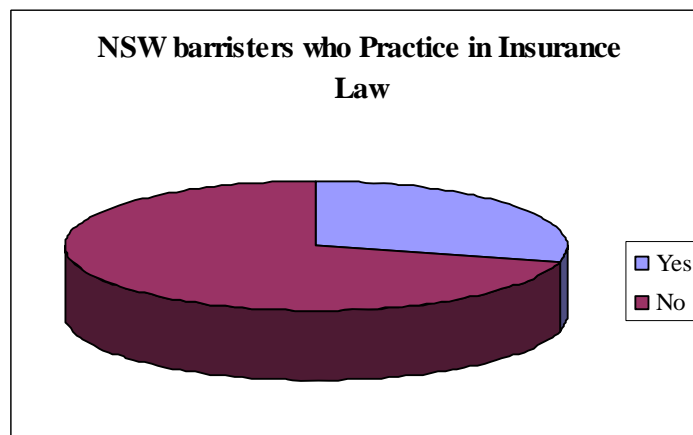
INQUESTS AND COMMISSIONS OF INQUIRY

| | Yes | No | Total | Percentage |
|---------------|-----|------|-------|------------|
| Male | 180 | 1540 | 1720 | 10% |
| Female | 35 | 350 | 385 | 9% |
| Total | 215 | 1890 | 2105 | 10% |



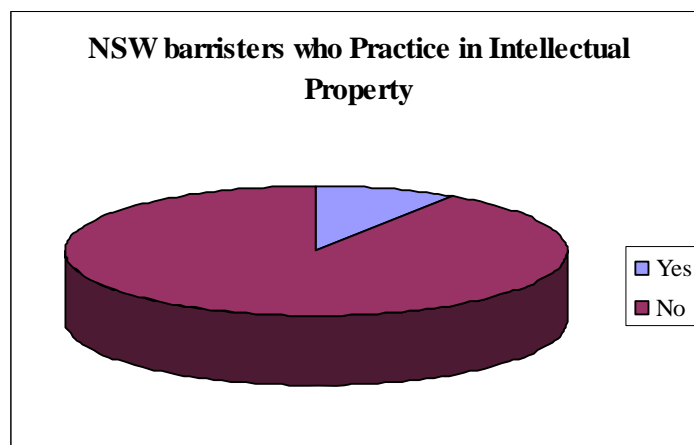
INSURANCE

| | Yes | No | Total | Percentage |
|---------------|-----|------|-------|------------|
| Male | 495 | 1225 | 1720 | 29% |
| Female | 42 | 343 | 385 | 11% |
| Total | 537 | 1568 | 2105 | 26% |



INTELLECTUAL PROPERTY

| | Yes | No | Total | Percentage |
|---------------|-----|------|-------|------------|
| Male | 156 | 1564 | 1720 | 9% |
| Female | 32 | 353 | 385 | 8% |
| Total | 188 | 1917 | 2105 | 9% |



INTERNATIONAL

| | Yes | No | Total | Percentage |
|---------------|-----|------|-------|------------|
| Male | 69 | 1651 | 1720 | 4% |
| Female | 13 | 372 | 385 | 3% |
| Total | 82 | 2023 | 2105 | 4% |



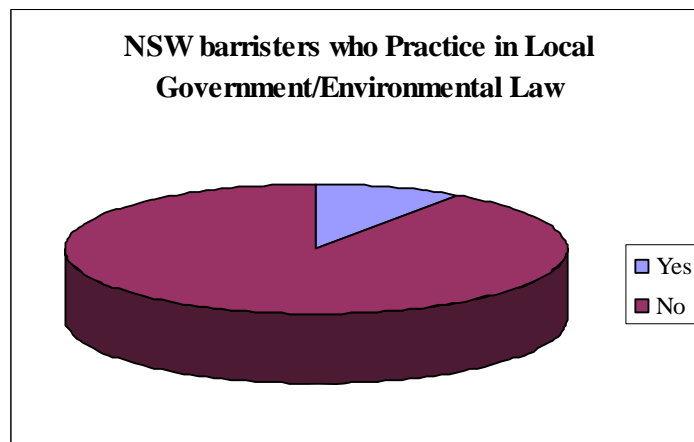
LIQUOR LICENSING

| | Yes | No | Total | Percentage |
|---------------|-----|------|-------|------------|
| Male | 49 | 1671 | 1720 | 3% |
| Female | 4 | 381 | 385 | 1% |
| Total | 53 | 2052 | 2105 | 3% |



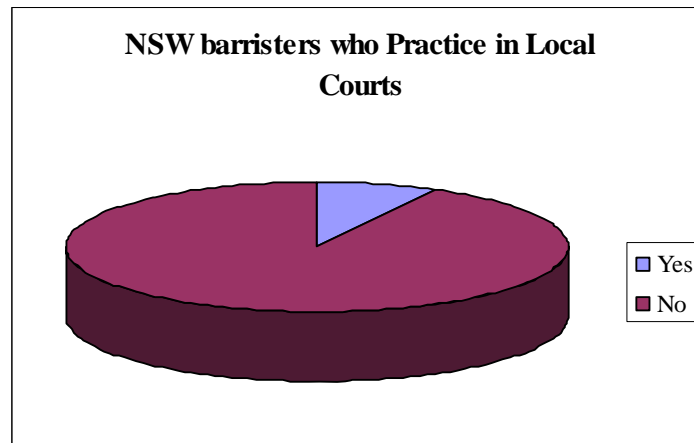
LOCAL GOVERNMENT/ENVIRONMENTAL LAW

| | Yes | No | Total | Percentage |
|---------------|-----|------|-------|------------|
| Male | 164 | 1556 | 1720 | 10% |
| Female | 24 | 361 | 385 | 6% |
| Total | 188 | 1917 | 2105 | 9% |



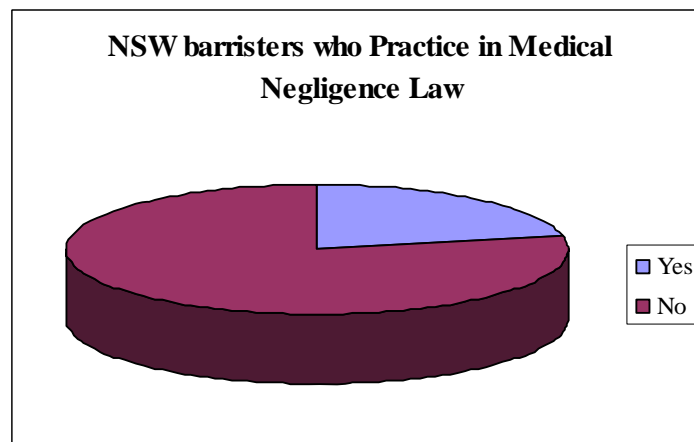
LOCAL COURTS

| | Yes | No | Total | Percentage |
|---------------|-----|------|-------|------------|
| Male | 133 | 1587 | 1720 | 8% |
| Female | 35 | 350 | 385 | 9% |
| Total | 168 | 1937 | 2105 | 8% |



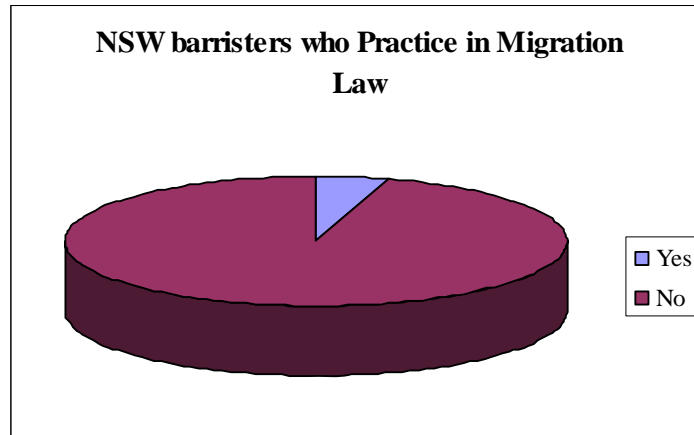
MEDICAL NEGLIGENCE

| | Yes | No | Total | Percentage |
|---------------|-----|------|-------|------------|
| Male | 372 | 1348 | 1720 | 22% |
| Female | 46 | 339 | 385 | 12% |
| Total | 418 | 1687 | 2105 | 20% |



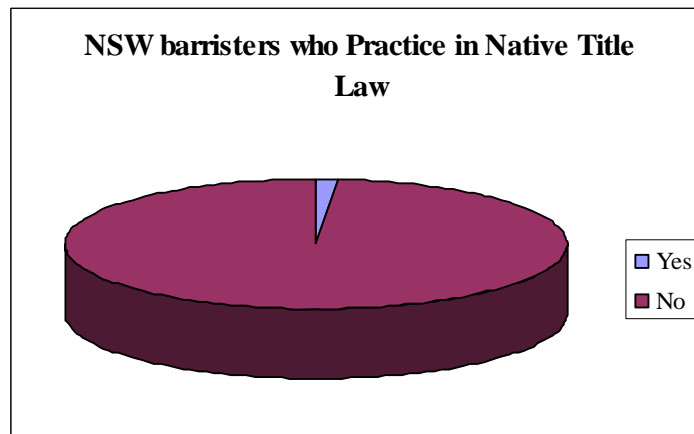
MIGRATION

| | Yes | No | Total | Percentage |
|---------------|-----|------|-------|------------|
| Male | 80 | 1640 | 1720 | 5% |
| Female | 15 | 370 | 385 | 4% |
| Total | 95 | 2010 | 2105 | 5% |



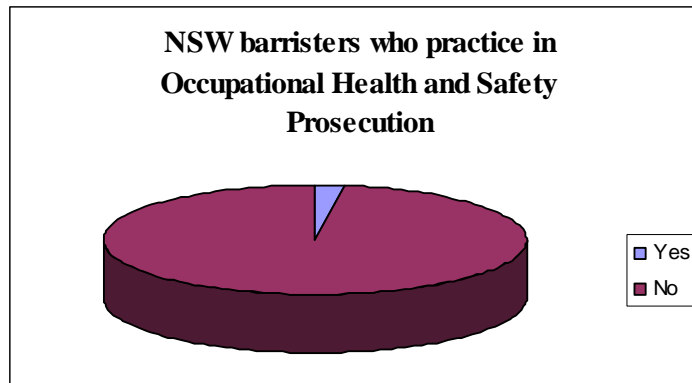
NATIVE TITLE

| | Yes | No | Total | Percentage |
|---------------|-----|------|-------|------------|
| Male | 22 | 1698 | 1720 | 1% |
| Female | 9 | 376 | 385 | 2% |
| Total | 31 | 2074 | 2105 | 1% |



OCCUPATIONAL HEALTH AND SAFETY PROSECUTION

| | Yes | No | Total | Percentage |
|---------------|-----|------|-------|------------|
| Male | 37 | 1683 | 1720 | 2% |
| Female | 10 | 375 | 385 | 3% |
| Total | 47 | 2058 | 2105 | 2% |



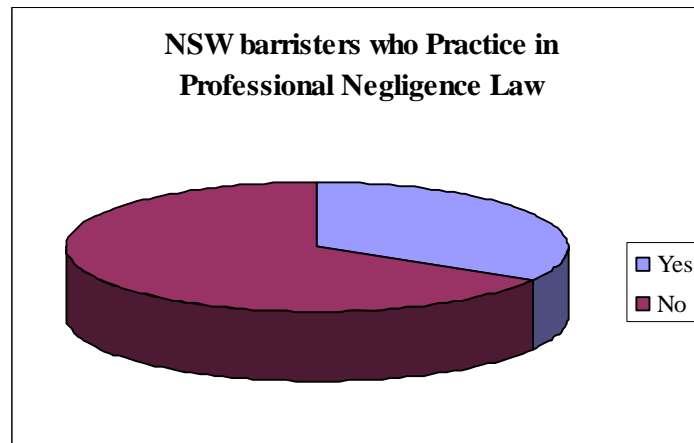
PERSONAL INJURY

| | Yes | No | Total | Percentage |
|---------------|-----|------|-------|------------|
| Male | 511 | 1209 | 1720 | 30% |
| Female | 67 | 318 | 385 | 17% |
| Total | 578 | 1527 | 2105 | 27% |



PROFESSIONAL NEGLIGENCE

| | Yes | No | Total | Percentage |
|---------------|-----|------|-------|------------|
| Male | 580 | 1140 | 1720 | 34% |
| Female | 62 | 323 | 385 | 16% |
| Total | 642 | 1463 | 2105 | 30% |



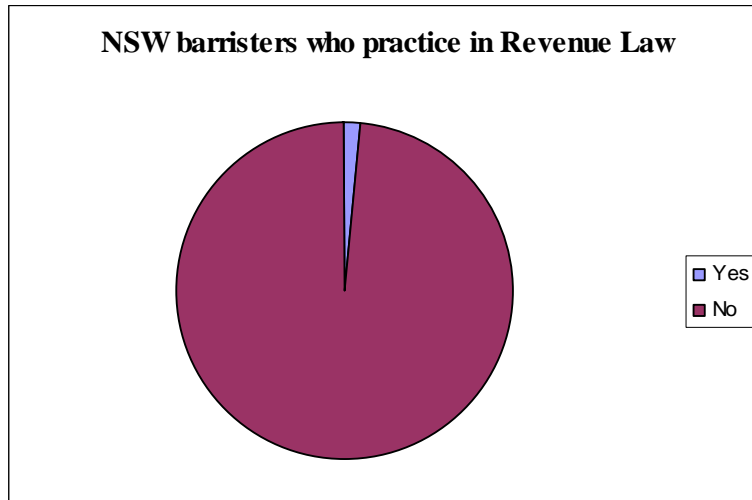
PROPERTY

| | Yes | No | Total | Percentage |
|---------------|-----|------|-------|------------|
| Male | 347 | 1373 | 1720 | 20% |
| Female | 53 | 332 | 385 | 14% |
| Total | 400 | 1705 | 2105 | 19% |



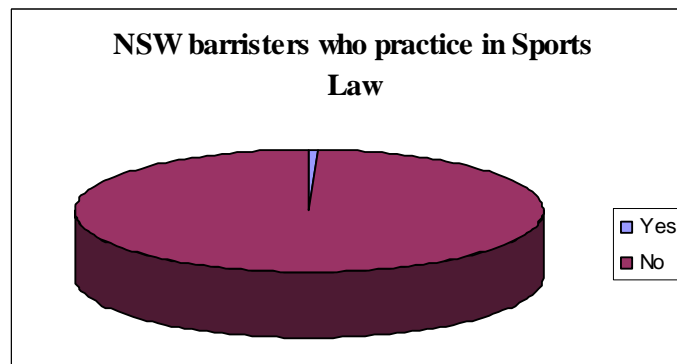
REVENUE

| | Yes | No | Total | Percentage |
|---------------|-----|------|-------|------------|
| Male | 32 | 1688 | 1720 | 2% |
| Female | 6 | 379 | 385 | 2% |
| Total | 38 | 2067 | 2105 | 2% |



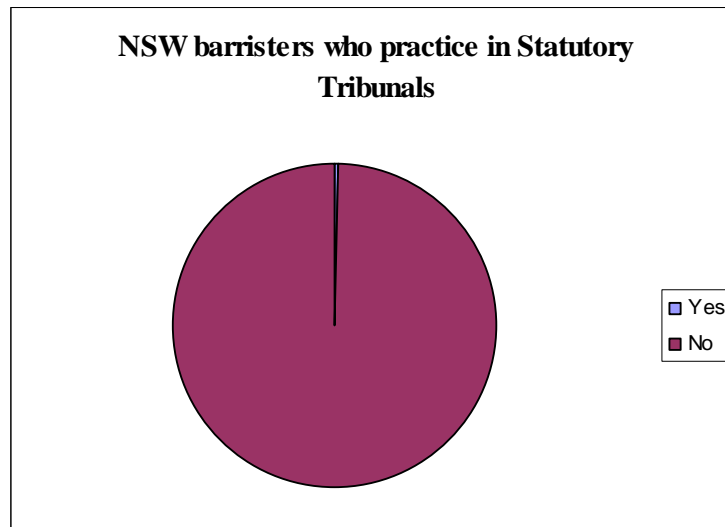
SPORTS LAW

| | Yes | No | Total | Percentage |
|---------------|-----|------|-------|------------|
| Male | 8 | 1712 | 1720 | 0.47% |
| Female | 1 | 384 | 385 | 0.26% |
| Total | 9 | 2096 | 2105 | 0.43% |



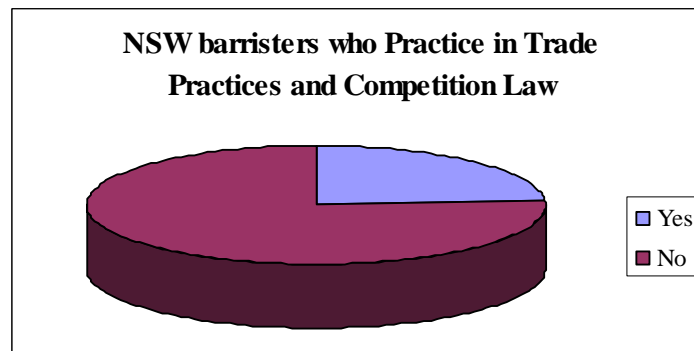
STATUTORY TRIBUNALS

| | Yes | No | Total | Percentage |
|---------------|-----|------|-------|------------|
| Male | 3 | 1717 | 1720 | 0.17% |
| Female | 1 | 384 | 385 | 0.26% |
| Total | 4 | 2101 | 2105 | 0.19% |



TRADE PRACTICES AND COMPETITION

| | Yes | No | Total | Percentage |
|---------------|-----|------|-------|------------|
| Male | 434 | 1286 | 1720 | 25% |
| Female | 61 | 324 | 385 | 16% |
| Total | 495 | 1610 | 2105 | 24% |



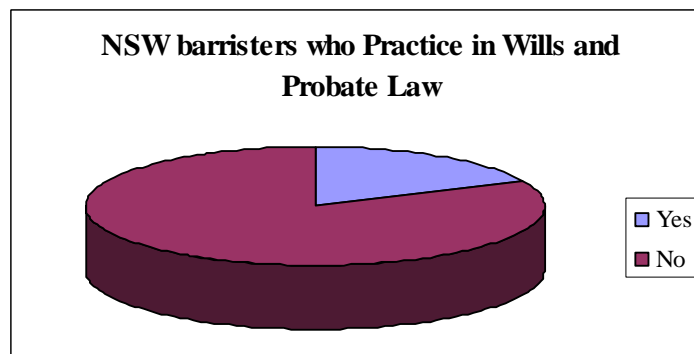
TRANSPORTATION LAW (AVIATION/MARITIME)

| | Yes | No | Total | Percentage |
|---------------|-----|------|-------|------------|
| Male | 85 | 1635 | 1720 | 5% |
| Female | 4 | 381 | 385 | 1% |
| Total | 89 | 2016 | 2105 | 4% |



WILLS AND PROBATE

| | Yes | No | Total | Percentage |
|---------------|-----|------|-------|------------|
| Male | 317 | 1403 | 1720 | 18% |
| Female | 63 | 322 | 385 | 16% |
| Total | 380 | 1725 | 2105 | 18% |



WORKERS COMPENSATION

| | Yes | No | Total | Percentage |
|---------------|-----|------|-------|------------|
| Male | 195 | 1525 | 1720 | 11% |
| Female | 22 | 363 | 385 | 6% |
| Total | 217 | 1888 | 2105 | 10% |

