

SECTION FIVE
PRACTICE AREAS
OF HOLDERS OF NSW PRACTISING
CERTIFICATES

TABLE OF CONTENTS

APPROVED PRACTICE AREAS.....	3
ADMINISTRATIVE	4
ALTERNATIVE DISPUTE RESOLUTION (ARBITRATION/MEDIATION/EXPERT DETERMINATION)	4
APPELLATE.....	5
BANKING	5
BANKRUPTCY	6
BUILDING AND CONSTRUCTION	6
CIVIL AND HUMAN RIGHTS/DISCRIMINATION	7
COMMERCIAL	7
COMMUNICATIONS/MEDIA	8
CONFLICT OF LAWS	8
CONSTITUTIONAL	9
CORPORATIONS LAW	9
CRIMINAL	10
CUSTOMS.....	10
DEFAMATION.....	11
DISCIPLINARY PROCEEDINGS.....	11
DUST DISEASES	12
EQUITY	12
FAMILY LAW	13
INDUSTRIAL/EMPLOYMENT	13
INQUESTS AND COMMISSIONS OF INQUIRY	14
INSURANCE.....	14
INTELLECTUAL PROPERTY	15
INTERNATIONAL	15
LIQUOR LICENSING.....	16
LOCAL GOVERNMENT/ENVIRONMENTAL LAW	16
LOCAL COURTS	17
MEDICAL NEGLIGENCE.....	17
MIGRATION	18
NATIVE TITLE.....	18
OCCUPATIONAL HEALTH AND SAFETY PROSECUTION	19
PERSONAL INJURY	19
PROFESSIONAL NEGLIGENCE	20
PROPERTY.....	20
REVENUE.....	21
SPORTS LAW.....	21
STATUTORY TRIBUNALS.....	22
TRADE PRACTICES AND COMPETITION	22
TRANSPORTATION LAW (AVIATION/MARITIME)	23
WILLS AND PROBATE	23
WORKERS COMPENSATION.....	24

APPROVED PRACTICE AREAS

The list of practice areas contained on the Association's database was last reviewed by the Bar Council in early 2009. The rationalised list, set out below, was developed for consistency and to ensure that the search facility remained a useful searching tool for the use of solicitors and the public looking for a barrister to brief for their particular circumstances, and in terms of deriving useful statistics.

Please note that not all practising barristers advise the Association of their areas of practice and the Association does not take any responsibility for the accuracy of the information provided to it by members in relation to the areas in which they practice.

The approved list of practice areas is:

Administrative
Alternative Dispute Resolution (Arbitration/Mediation/Expert Determination)
Appellate
Banking
Bankruptcy
Building and Construction
Civil & Human Rights/Discrimination
Commercial
Communications/Media
Conflict of Laws
Constitutional
Corporations Law
Criminal
Customs
Defamation
Disciplinary Proceedings
Dust Diseases
Equity
Family Law
Industrial/Employment
Inquests and Commissions of Inquiry
Insurance
Intellectual Property
International
Liquor Licensing
Local Government/Environmental Law
Local Courts
Medical Negligence
Migration
Native title
Occupational Health and Safety Prosecution
Personal Injury
Professional Negligence
Property
Revenue
Sports Law
Statutory Tribunals
Trade Practices and Competition
Transportation Law (Aviation/Maritime)
Wills and Probate
Workers Compensation

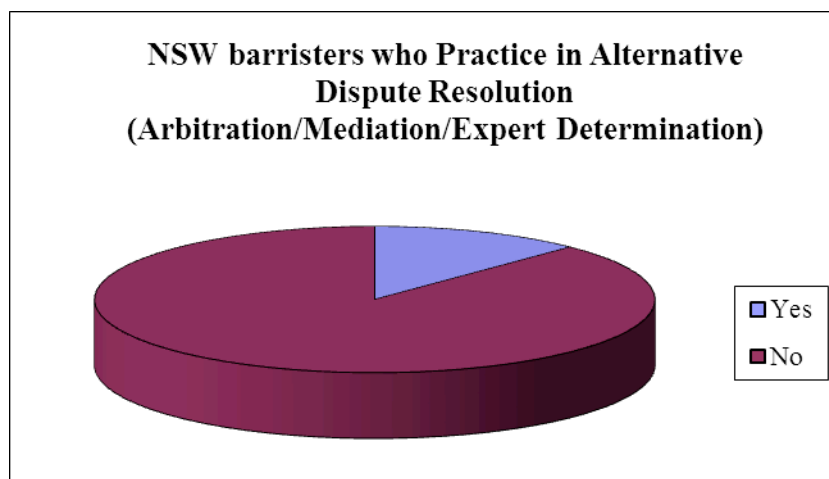
ADMINISTRATIVE

	Yes	No	Total	Percentage
Male	379	1356	1735	21.84%
Female	98	317	415	23.61%
Total	477	1673	2150	22.19%



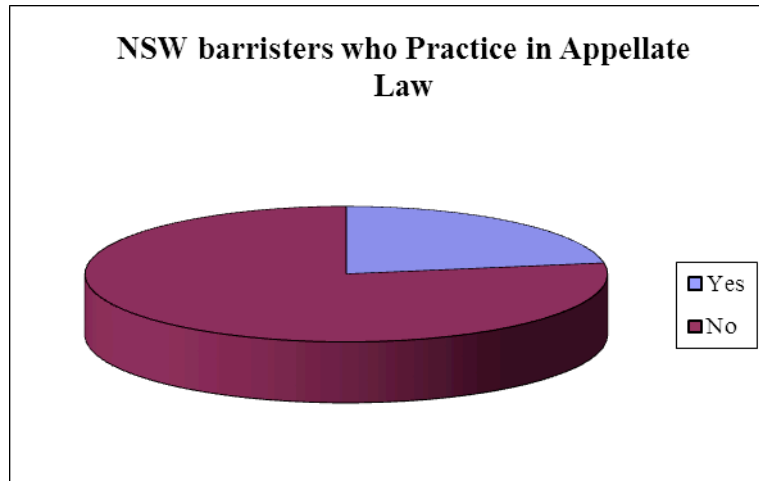
ALTERNATIVE DISPUTE RESOLUTION (ARBITRATION/MEDIATION/EXPERT DETERMINATION)

	Yes	No	Total	Percentage
Male	213	1522	1735	12.28%
Female	50	365	415	12.05%
Total	263	1887	2150	12.23%



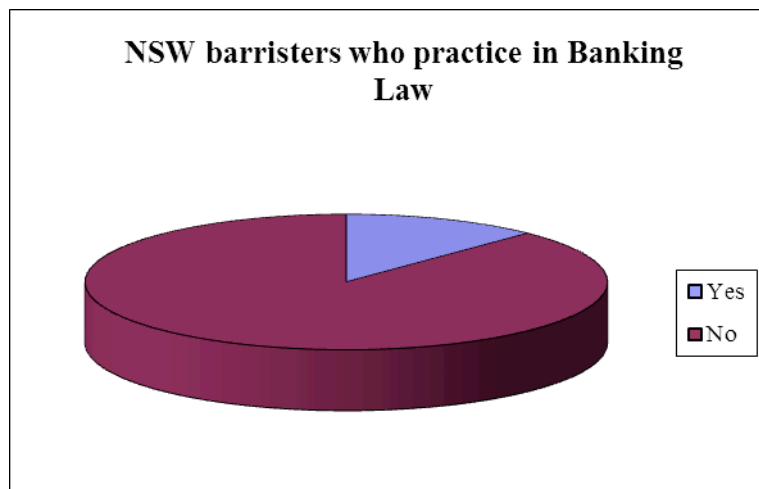
APPELLATE

	Yes	No	Total	Percentage
Male	389	1346	1735	22.42%
Female	41	374	415	9.88%
Total	430	1720	2150	20.00%



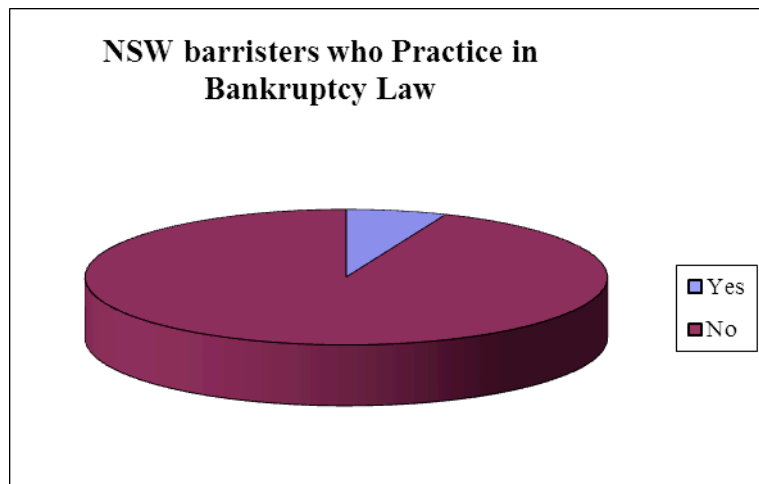
BANKING

	Yes	No	Total	Percentage
Male	212	1523	1735	12.22%
Female	19	396	415	4.58%
Total	231	1919	2150	10.74%



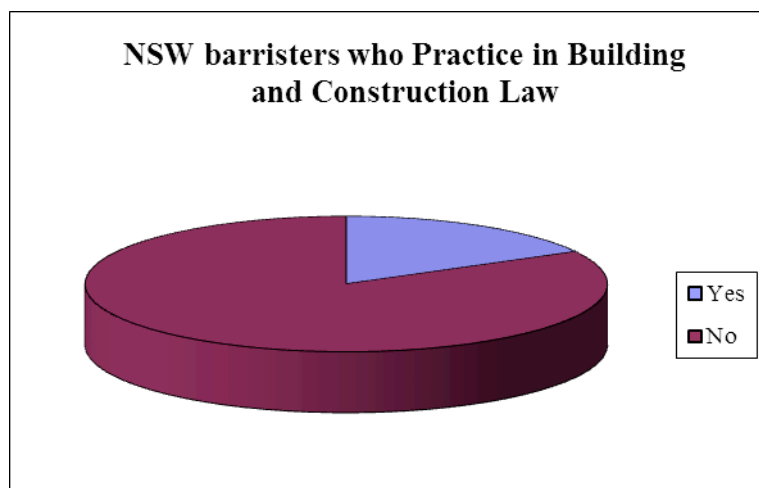
BANKRUPTCY

	Yes	No	Total	Percentage
Male	108	1627	1735	6.22%
Female	33	382	415	7.95%
Total	141	2009	2150	6.56%



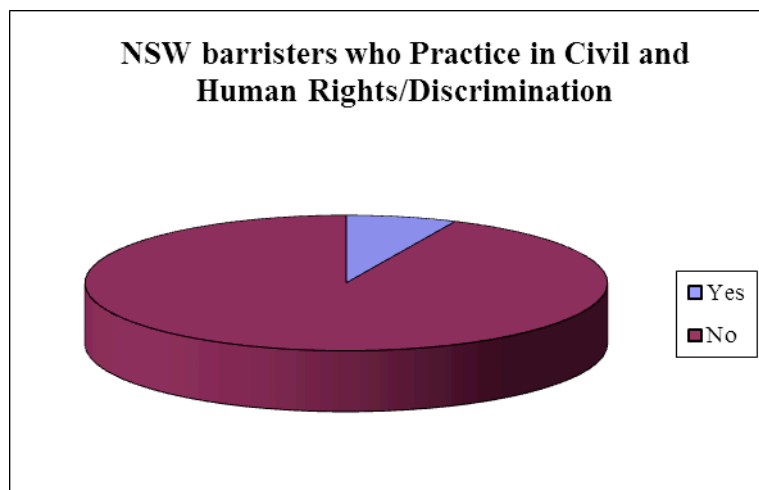
BUILDING AND CONSTRUCTION

	Yes	No	Total	Percentage
Male	296	1439	1735	17.06%
Female	41	374	415	9.88%
Total	337	1813	2150	15.67%



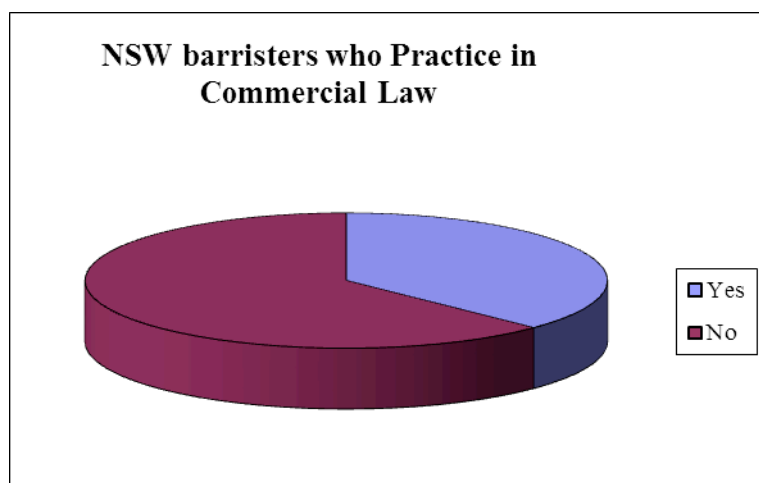
CIVIL AND HUMAN RIGHTS/DISCRIMINATION

	Yes	No	Total	Percentage
Male	119	1616	1735	6.86%
Female	44	371	415	10.60%
Total	163	1987	2150	7.58%



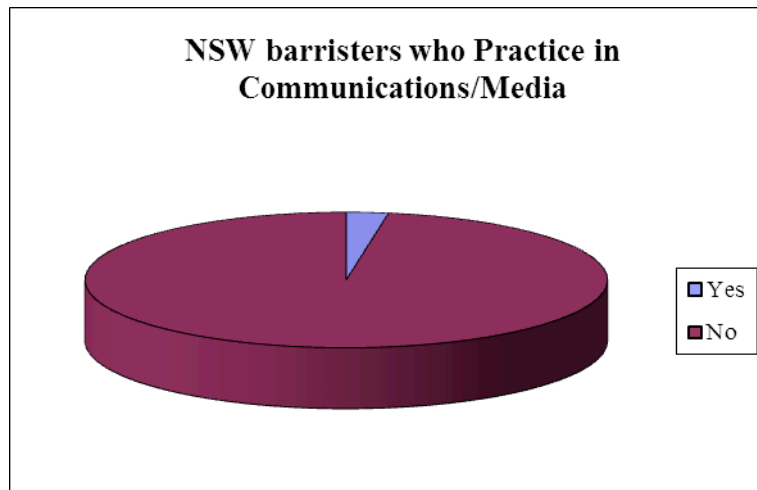
COMMERCIAL

	Yes	No	Total	Percentage
Male	647	1088	1735	37.29%
Female	128	287	415	30.84%
Total	775	1375	2150	36.05%



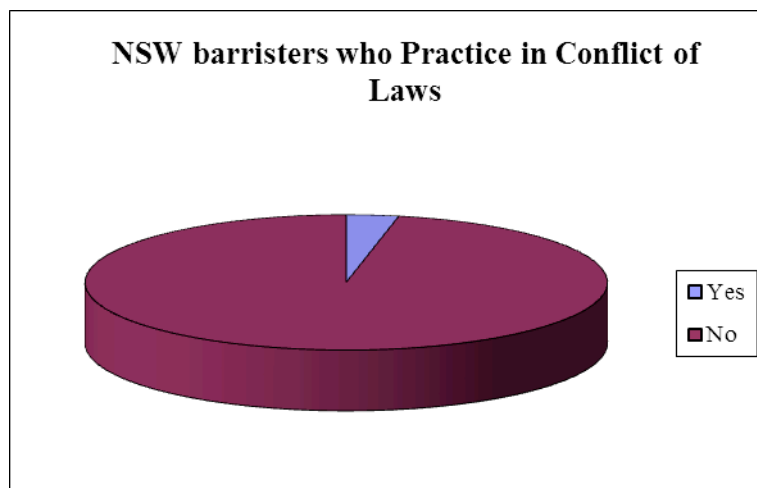
COMMUNICATIONS/MEDIA

	Yes	No	Total	Percentage
Male	45	1690	1735	2.59%
Female	19	396	415	4.58%
Total	64	2086	2150	2.98%



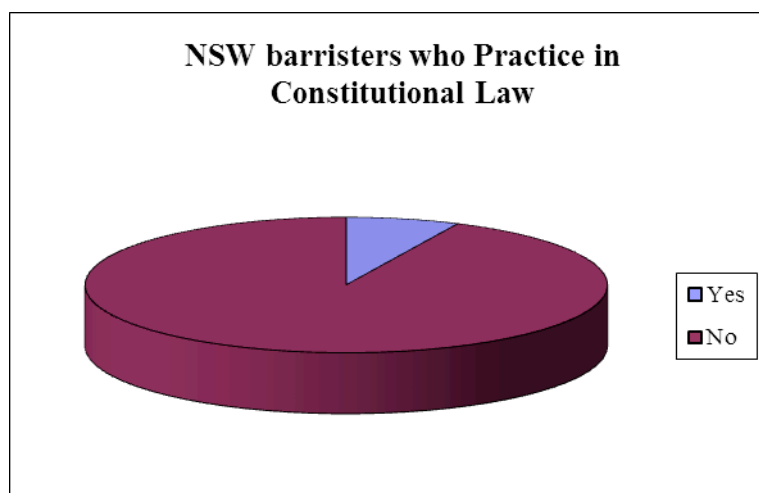
CONFLICT OF LAWS

	Yes	No	Total	Percentage
Male	56	1679	1735	3.23%
Female	13	402	415	3.13%
Total	69	2081	2150	3.21%



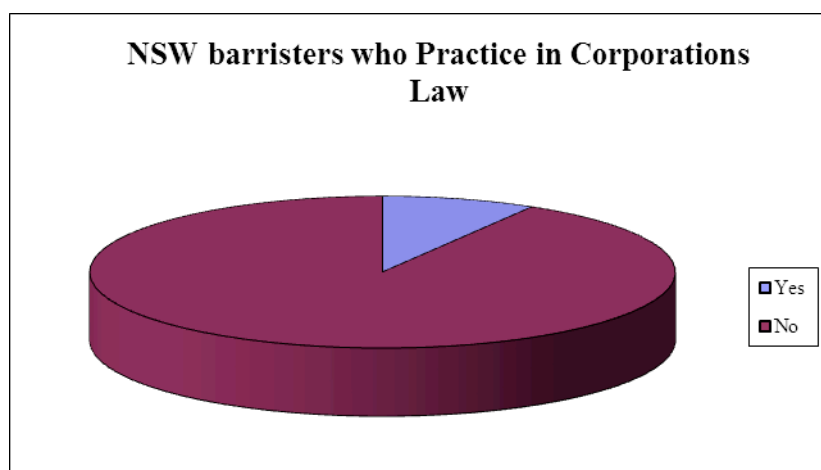
CONSTITUTIONAL

	Yes	No	Total	Percentage
Male	122	1613	1735	7.03%
Female	20	395	415	4.82%
Total	142	2008	2150	6.60%



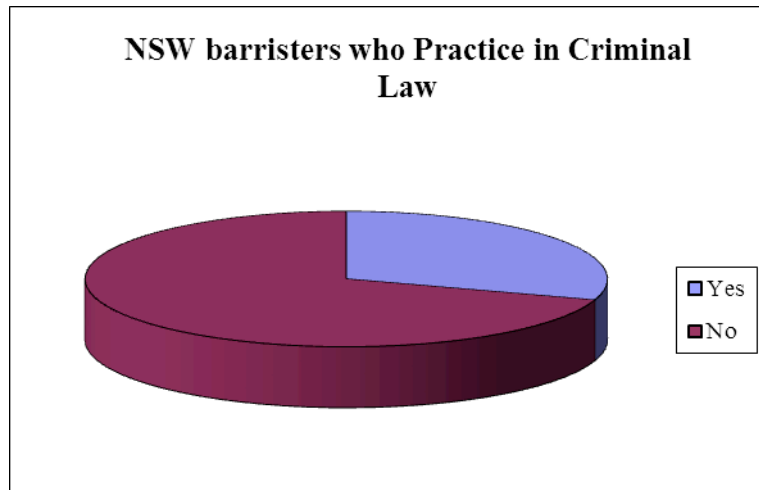
CORPORATIONS LAW

	Yes	No	Total	Percentage
Male	148	1587	1735	8.53%
Female	33	382	415	7.95%
Total	181	1969	2150	8.42%



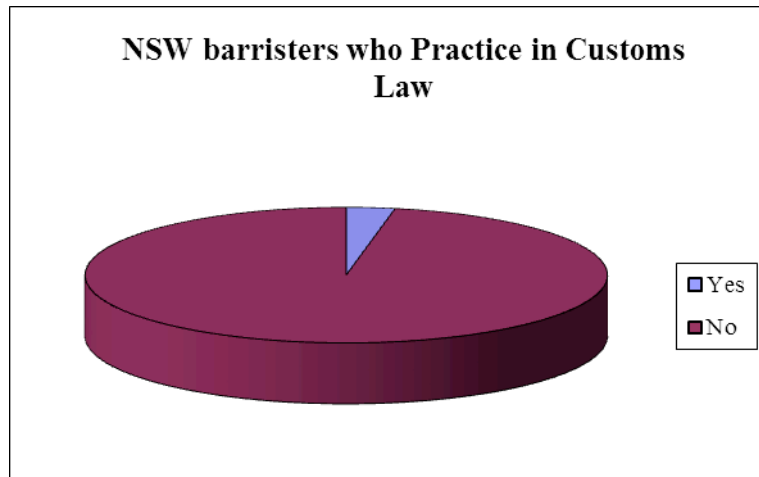
CRIMINAL

	Yes	No	Total	Percentage
Male	521	1214	1735	30.03%
Female	91	324	415	21.93%
Total	612	1538	2150	28.47%



CUSTOMS

	Yes	No	Total	Percentage
Male	52	1683	1735	3.00%
Female	6	409	415	1.45%
Total	58	2092	2150	2.70%



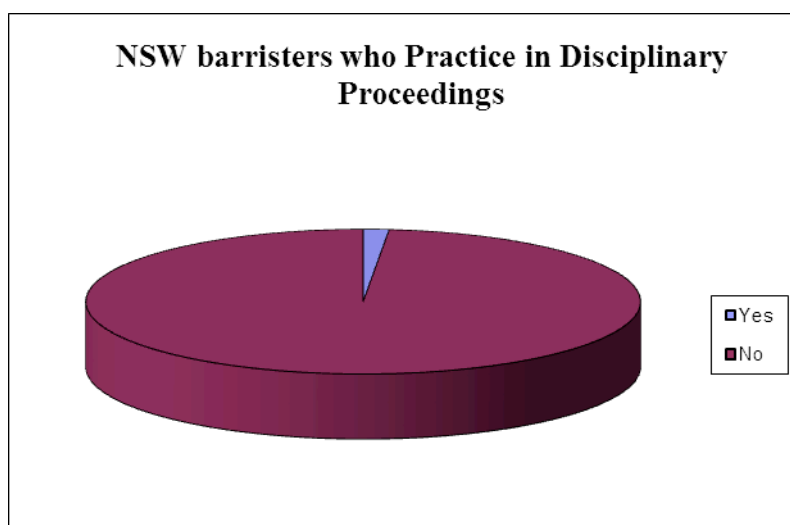
DEFAMATION

	Yes	No	Total	Percentage
Male	92	1643	1735	5.30%
Female	26	389	415	6.27%
Total	118	2032	2150	5.49%



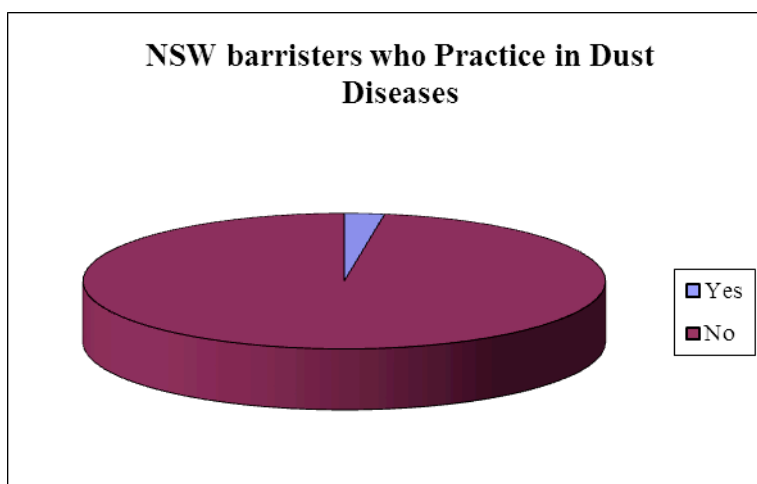
DISCIPLINARY PROCEEDINGS

	Yes	No	Total	Percentage
Male	26	1709	1735	1.50%
Female	12	403	415	2.89%
Total	38	2112	2150	1.77%



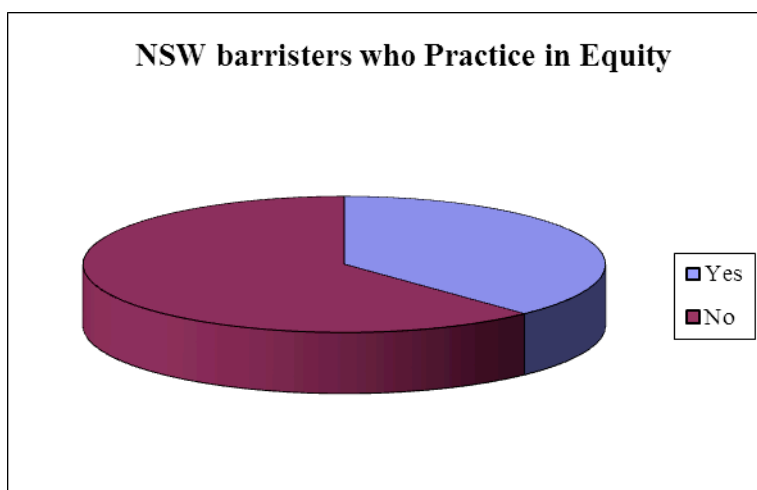
DUST DISEASES

	Yes	No	Total	Percentage
Male	43	1692	1735	2.48%
Female	5	410	415	1.20%
Total	48	2102	2150	2.23%



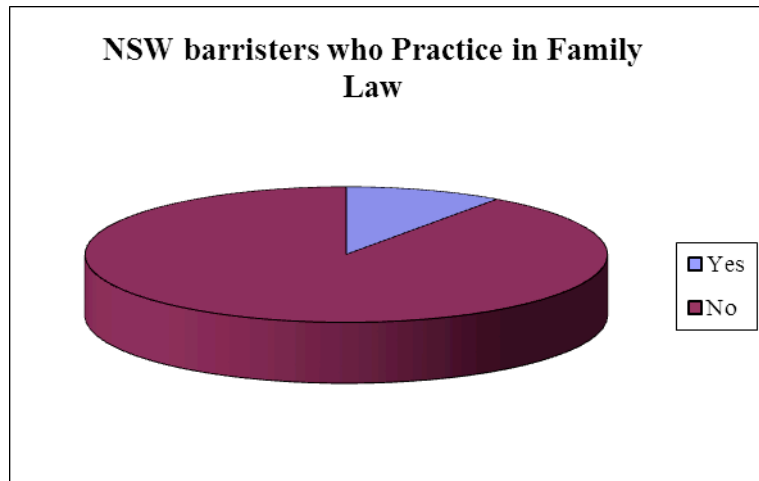
EQUITY

	Yes	No	Total	Percentage
Male	658	1077	1735	37.93%
Female	131	284	415	31.57%
Total	789	1361	2150	36.70%



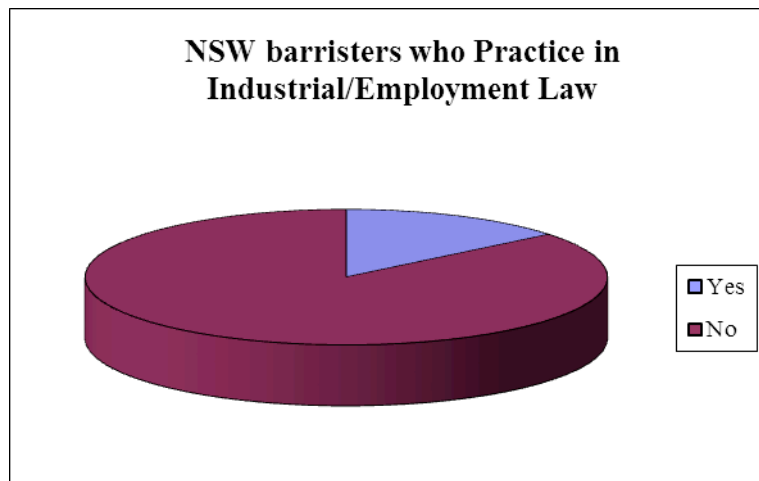
FAMILY LAW

	Yes	No	Total	Percentage
Male	170	1565	1735	9.80%
Female	65	350	415	15.66%
Total	235	1915	2150	10.93%



INDUSTRIAL/EMPLOYMENT

	Yes	No	Total	Percentage
Male	245	1490	1735	14.12%
Female	45	370	415	10.84%
Total	290	1860	2150	13.49%



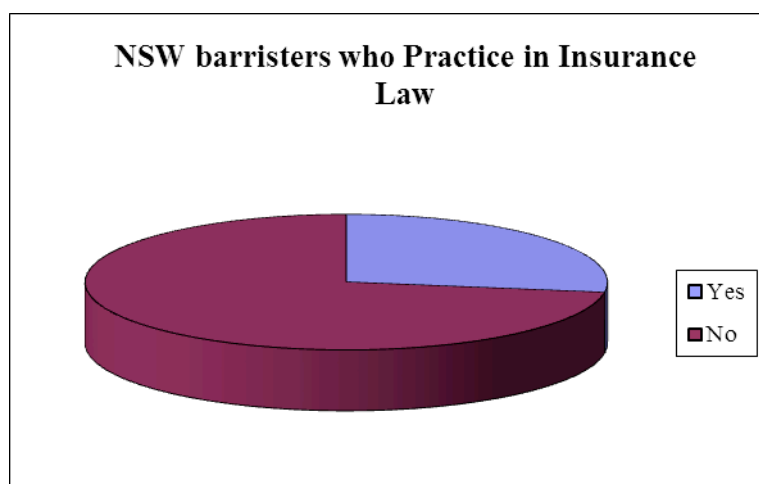
INQUESTS AND COMMISSIONS OF INQUIRY

	Yes	No	Total	Percentage
Male	219	1516	1735	12.62%
Female	44	371	415	10.60%
Total	263	1887	2150	12.23%



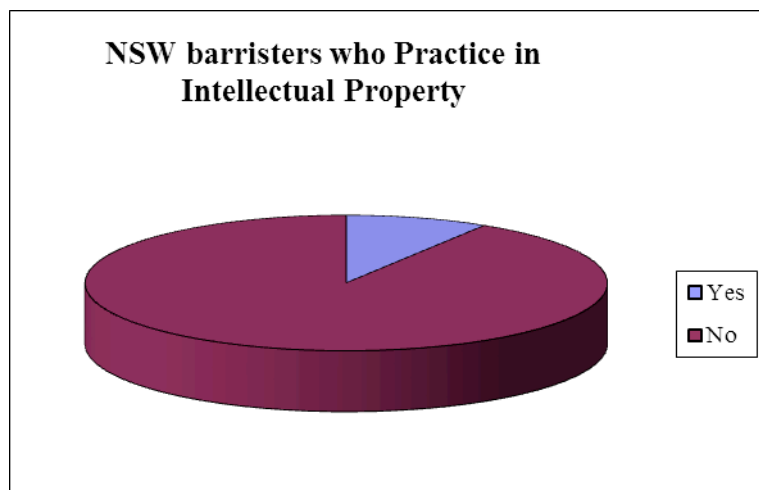
INSURANCE

	Yes	No	Total	Percentage
Male	476	1259	1735	27.44%
Female	48	367	415	11.57%
Total	524	1626	2150	24.37%



INTELLECTUAL PROPERTY

	Yes	No	Total	Percentage
Male	154	1581	1735	8.88%
Female	40	375	415	9.64%
Total	194	1956	2150	9.02%



INTERNATIONAL

	Yes	No	Total	Percentage
Male	74	1661	1735	4.27%
Female	14	401	415	3.37%
Total	88	2062	2150	4.09%



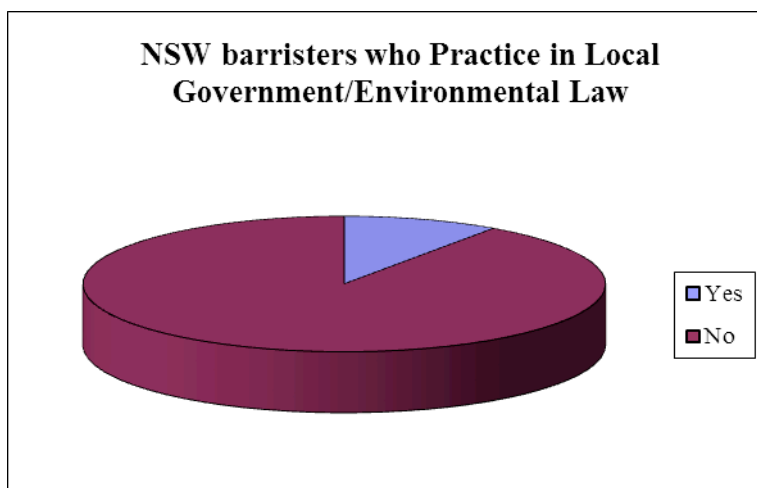
LIQUOR LICENSING

	Yes	No	Total	Percentage
Male	49	1686	1735	2.82%
Female	4	411	415	0.96%
Total	53	2097	2150	2.47%



LOCAL GOVERNMENT/ENVIRONMENTAL LAW

	Yes	No	Total	Percentage
Male	168	1567	1735	9.68%
Female	29	386	415	6.99%
Total	197	1953	2150	9.16%



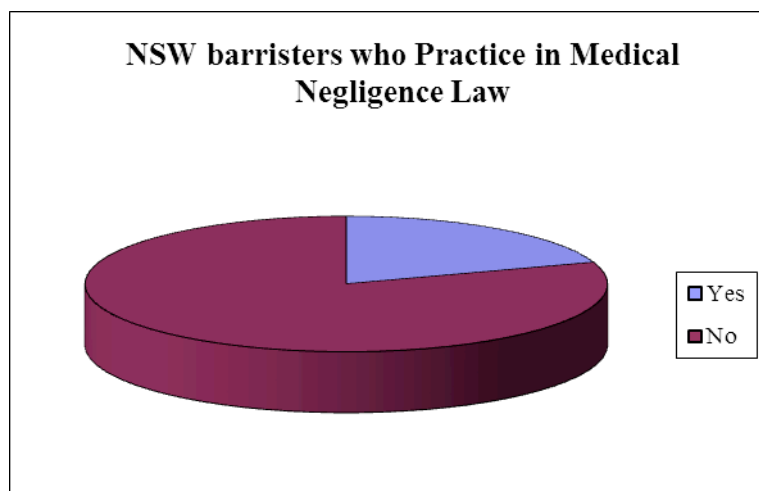
LOCAL COURTS

	Yes	No	Total	Percentage
Male	149	1586	1735	8.59%
Female	45	370	415	10.84%
Total	194	1956	2150	9.02%



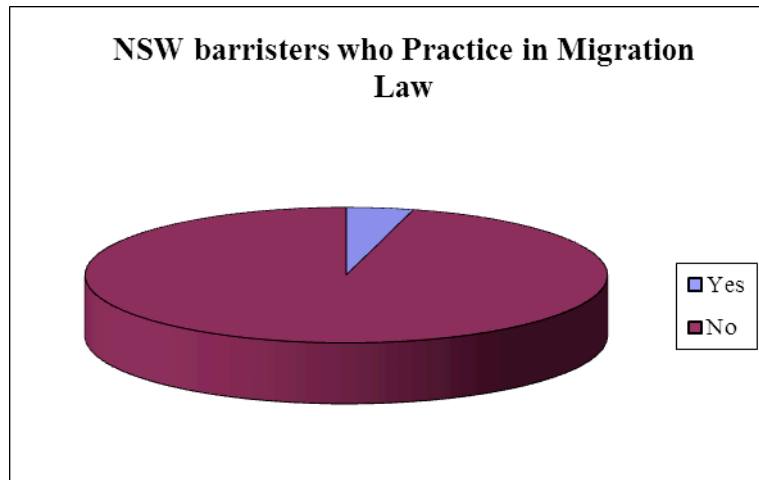
MEDICAL NEGLIGENCE

	Yes	No	Total	Percentage
Male	344	1391	1735	19.83%
Female	46	369	415	11.08%
Total	390	1760	2150	18.14%



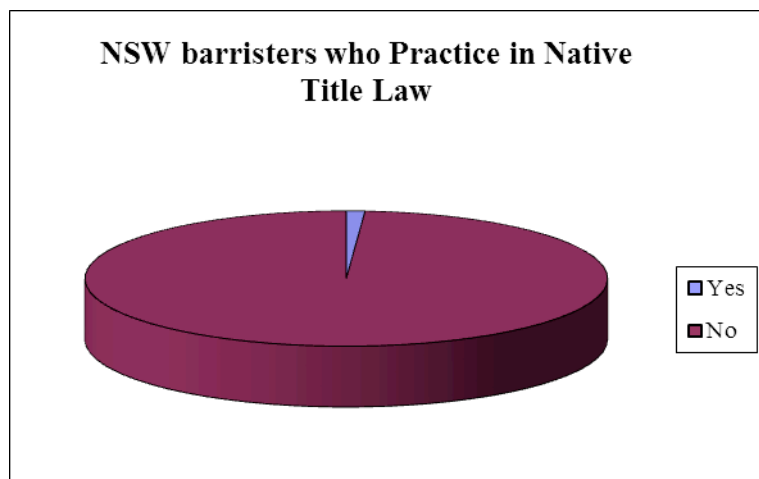
MIGRATION

	Yes	No	Total	Percentage
Male	72	1663	1735	4.15%
Female	20	395	415	4.82%
Total	92	2058	2150	4.28%



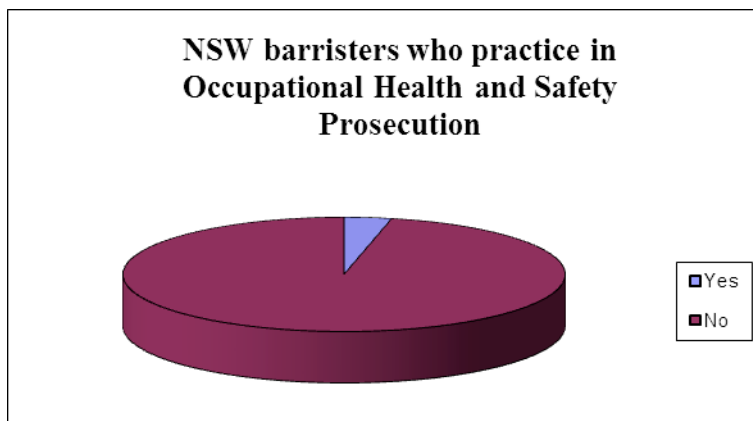
NATIVE TITLE

	Yes	No	Total	Percentage
Male	20	1715	1735	1.15%
Female	8	407	415	1.93%
Total	28	2122	2150	1.30%



OCCUPATIONAL HEALTH AND SAFETY PROSECUTION

	Yes	No	Total	Percentage
Male	60	1675	1735	3.46%
Female	16	399	415	3.86%
Total	76	2074	2150	3.53%



PERSONAL INJURY

	Yes	No	Total	Percentage
Male	477	1258	1735	27.49%
Female	57	358	415	13.73%
Total	534	1616	2150	24.84%



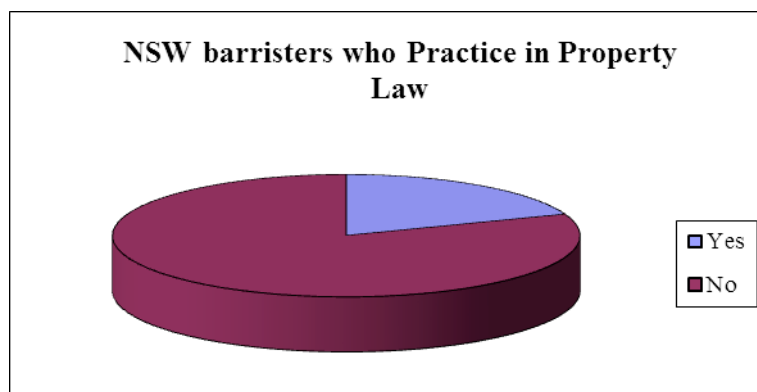
PROFESSIONAL NEGLIGENCE

	Yes	No	Total	Percentage
Male	551	1184	1735	31.76%
Female	62	353	415	14.94%
Total	613	1537	2150	28.51%



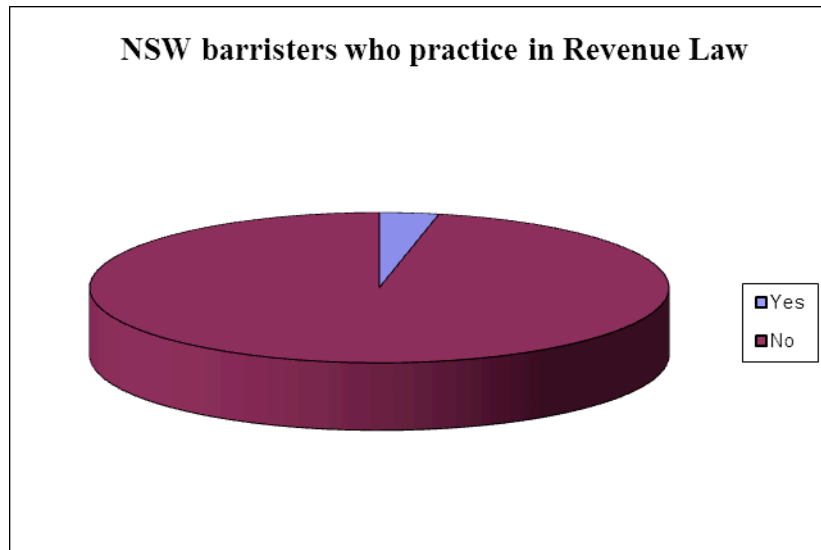
PROPERTY

	Yes	No	Total	Percentage
Male	354	1381	1735	20%
Female	61	354	415	15%
Total	415	1735	2150	19%



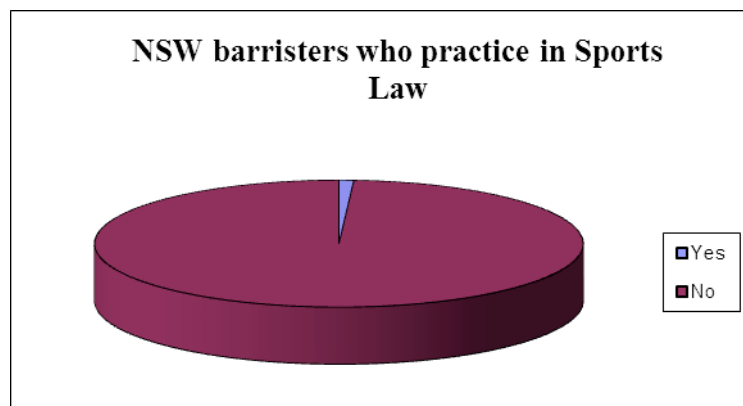
REVENUE

	Yes	No	Total	Percentage
Male	53	1682	1735	3%
Female	18	397	415	4%
Total	71	2079	2150	3%



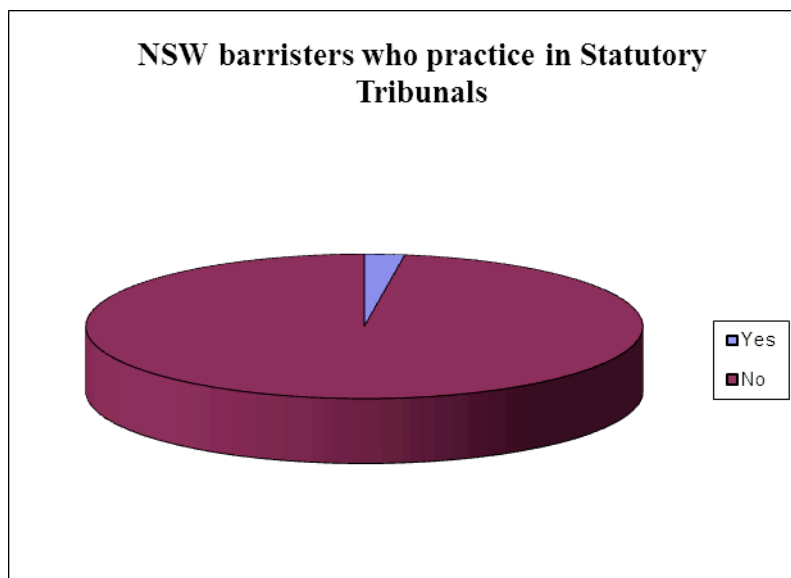
SPORTS LAW

	Yes	No	Total	Percentage
Male	17	1718	1735	0.98%
Female	2	413	415	0.48%
Total	19	2131	2150	0.88%



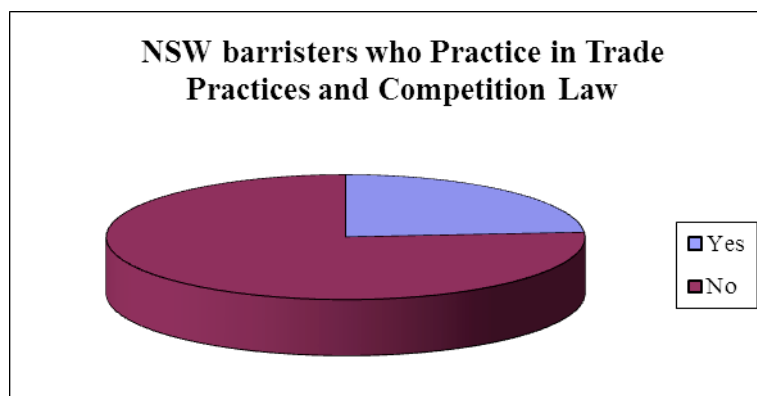
STATUTORY TRIBUNALS

	Yes	No	Total	Percentage
Male	39	1696	1735	2.25%
Female	11	404	415	2.65%
Total	50	2100	2150	2.33%



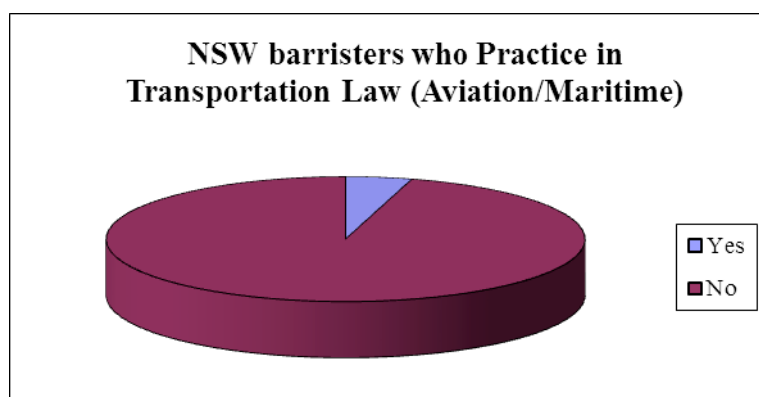
TRADE PRACTICES AND COMPETITION

	Yes	No	Total	Percentage
Male	437	1298	1735	25%
Female	75	340	415	18%
Total	512	1638	2150	24%



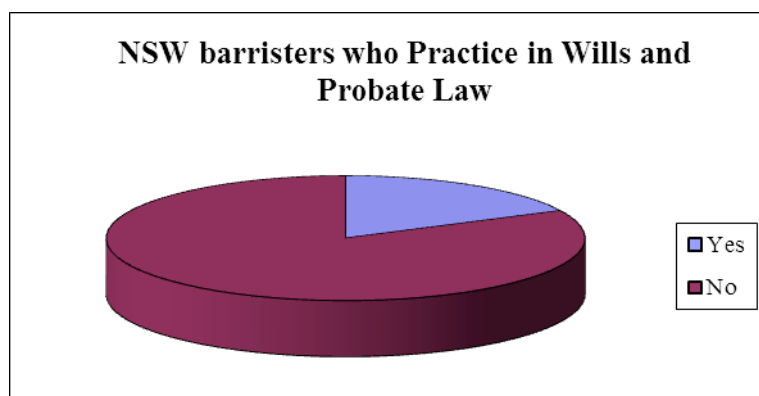
TRANSPORTATION LAW (AVIATION/MARITIME)

	Yes	No	Total	Percentage
Male	93	1642	1735	5%
Female	3	412	415	1%
Total	96	2054	2150	4%



WILLS AND PROBATE

	Yes	No	Total	Percentage
Male	313	1422	1735	18%
Female	68	347	415	16%
Total	381	1769	2150	18%



WORKERS COMPENSATION

	Yes	No	Total	Percentage
Male	174	1561	1735	10%
Female	19	396	415	5%
Total	193	1957	2150	9%

