

**SECTION FIVE
PRACTICE AREAS
OF HOLDERS OF NSW PRACTISING
CERTIFICATES**

TABLE OF CONTENTS

APPROVED PRACTICE AREAS.....	3
ADMINISTRATIVE.....	4
ALTERNATIVE DISPUTE RESOLUTION (ARBITRATION/MEDIATION/EXPERT DETERMINATION)	4
APPELLATE.....	5
BANKING	5
BANKRUPTCY	6
BUILDING AND CONSTRUCTION	6
CIVIL AND HUMAN RIGHTS/DISCRIMINATION	7
COMMERCIAL	7
COMMUNICATIONS/MEDIA	8
CONFLICT OF LAWS	8
CONSTITUTIONAL	9
CORPORATIONS LAW	9
CRIMINAL	10
CUSTOMS.....	10
DEFAMATION.....	11
DISCIPLINARY PROCEEDINGS.....	11
DUST DISEASES	12
EQUITY	12
FAMILY LAW	13
INDUSTRIAL/EMPLOYMENT	13
INQUESTS AND COMMISSIONS OF INQUIRY	14
INSURANCE.....	14
INTELLECTUAL PROPERTY	15
INTERNATIONAL	15
LIQUOR LICENSING.....	16
LOCAL GOVERNMENT/ENVIRONMENTAL LAW	16
LOCAL COURTS	17
MEDICAL NEGLIGENCE.....	17
MIGRATION	18
NATIVE TITLE.....	18
OCCUPATIONAL HEALTH AND SAFETY PROSECUTION	19
PERSONAL INJURY	19
PROFESSIONAL NEGLIGENCE	20
PROPERTY.....	20
REVENUE.....	21
SPORTS LAW.....	21
STATUTORY TRIBUNALS	22
TRADE PRACTICES AND COMPETITION	22
TRANSPORTATION LAW (AVIATION/MARITIME)	23
WILLS AND PROBATE	23
WORKERS COMPENSATION.....	24

APPROVED PRACTICE AREAS

The list of practice areas contained on the Association's database was last reviewed by the Bar Council in early 2009. The rationalised list, set out below, was developed for consistency and to ensure that the search facility remained a useful searching tool for the use of solicitors and the public looking for a barrister to brief for their particular circumstances, and in terms of deriving useful statistics.

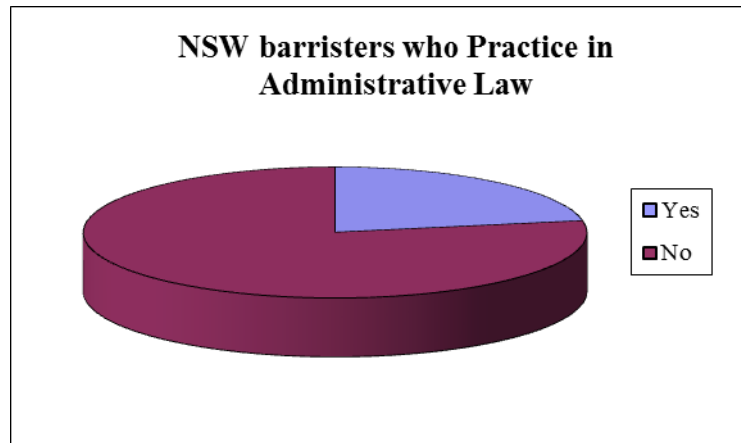
Please note that not all practising barristers advise the Association of their areas of practice and the Association does not take any responsibility for the accuracy of the information provided to it by members in relation to the areas in which they practice.

The approved list of practice areas is:

Administrative
Alternative Dispute Resolution (Arbitration/Mediation/Expert Determination)
Appellate
Banking
Bankruptcy
Building and Construction
Civil & Human Rights/Discrimination
Commercial
Communications/Media
Conflict of Laws
Constitutional
Corporations Law
Criminal
Customs
Defamation
Disciplinary Proceedings
Dust Diseases
Equity
Family Law
Industrial/Employment
Inquests and Commissions of Inquiry
Insurance
Intellectual Property
International
Liquor Licensing
Local Government/Environmental Law
Local Courts
Medical Negligence
Migration
Native title
Occupational Health and Safety Prosecution
Personal Injury
Professional Negligence
Property
Revenue
Sports Law
Statutory Tribunals
Trade Practices and Competition
Transportation Law (Aviation/Maritime)
Wills and Probate
Workers Compensation

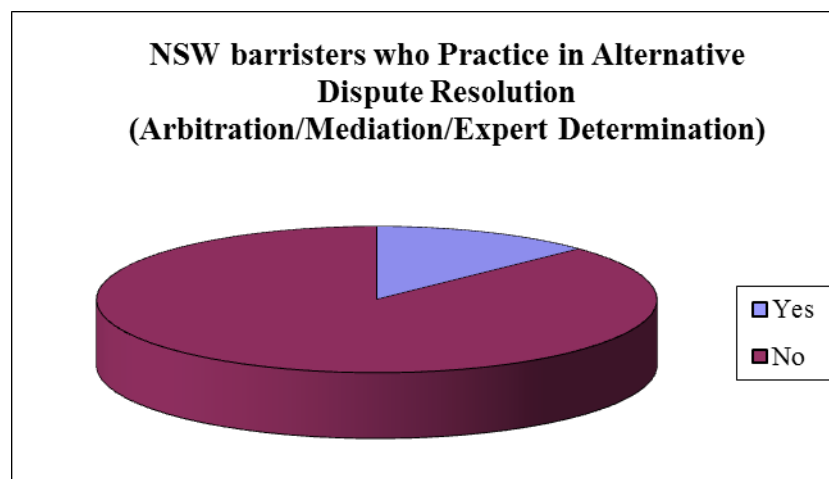
ADMINISTRATIVE

	Yes	No	Total	Percentage
Male	387	1360	1747	22.15%
Female	108	317	425	25.41%
Total	495	1677	2172	22.79%



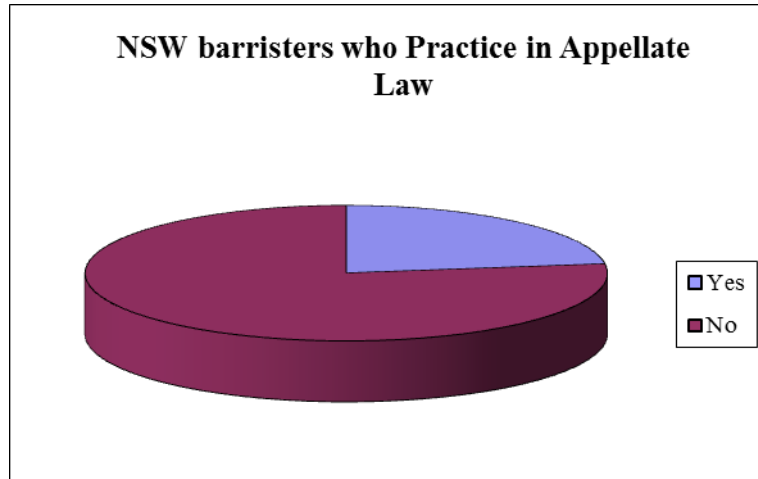
ALTERNATIVE DISPUTE RESOLUTION (ARBITRATION/MEDIATION/EXPERT DETERMINATION)

	Yes	No	Total	Percentage
Male	224	1523	1747	12.82%
Female	55	370	425	12.94%
Total	279	1893	2172	12.85%



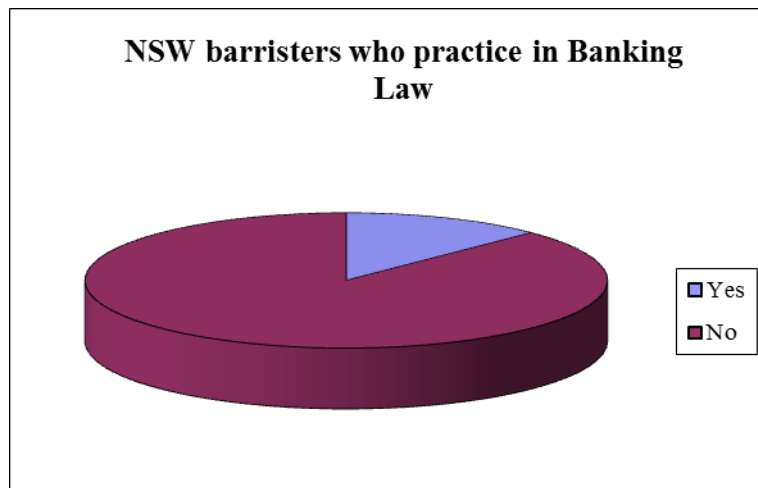
APPELLATE

	Yes	No	Total	Percentage
Male	399	1348	1747	22.84%
Female	51	374	425	12.00%
Total	450	1722	2172	20.72%



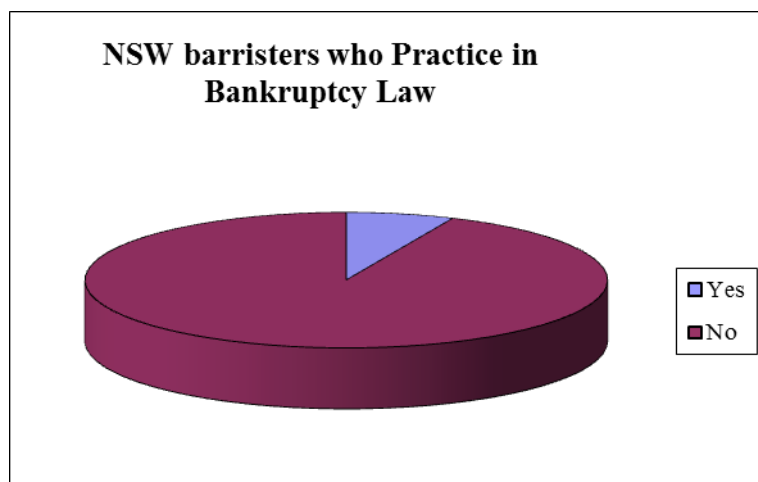
BANKING

	Yes	No	Total	Percentage
Male	219	1528	1747	12.54%
Female	24	401	425	5.65%
Total	243	1929	2172	11.19%



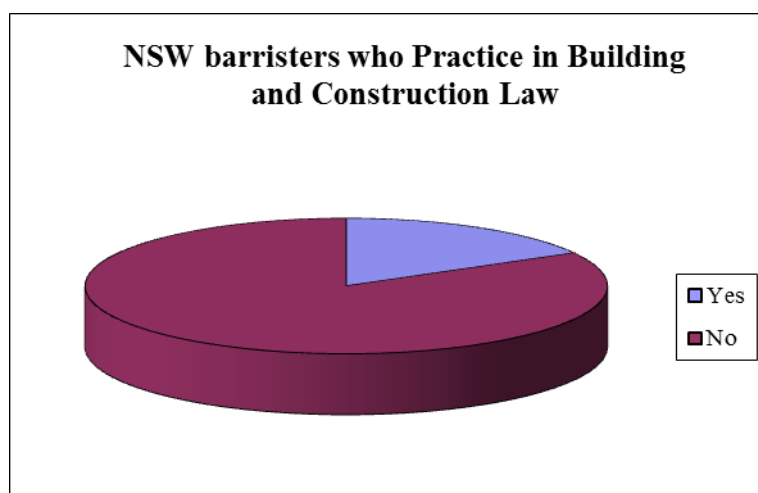
BANKRUPTCY

	Yes	No	Total	Percentage
Male	117	1630	1747	6.70%
Female	35	390	425	8.24%
Total	152	2020	2172	7.00%



BUILDING AND CONSTRUCTION

	Yes	No	Total	Percentage
Male	295	1452	1747	16.89%
Female	41	384	425	9.65%
Total	336	1836	2172	15.47%



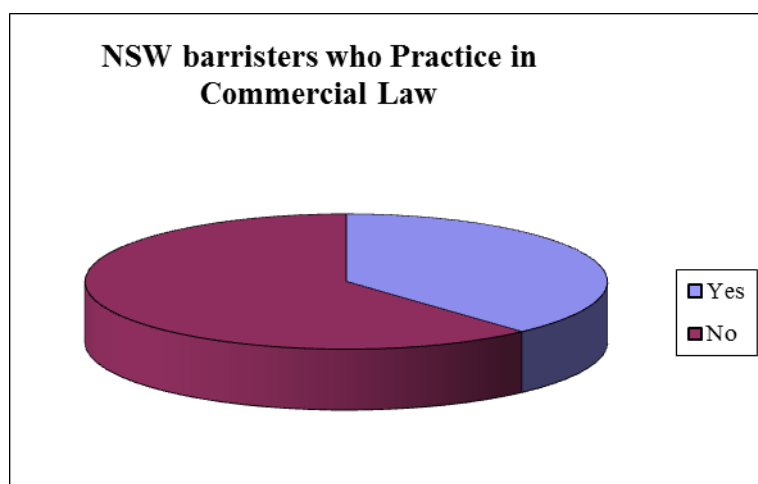
CIVIL AND HUMAN RIGHTS/DISCRIMINATION

	Yes	No	Total	Percentage
Male	124	1623	1747	7.10%
Female	50	375	425	11.76%
Total	174	1998	2172	8.01%



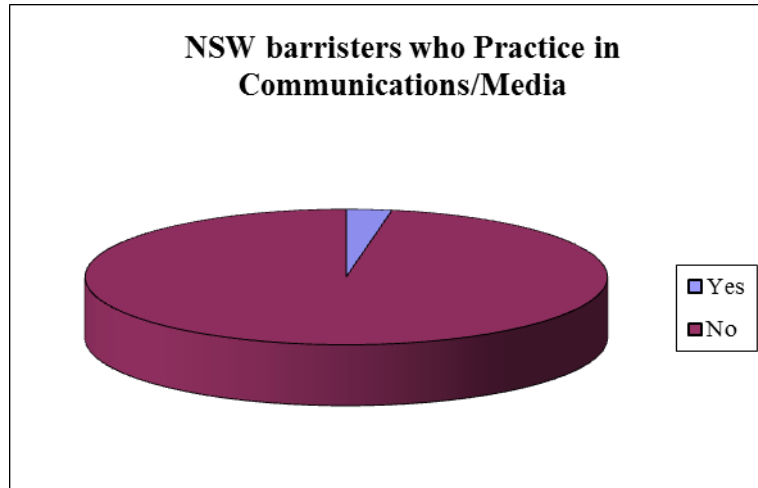
COMMERCIAL

	Yes	No	Total	Percentage
Male	669	1078	1747	38.29%
Female	137	288	425	32.24%
Total	806	1366	2172	37.11%



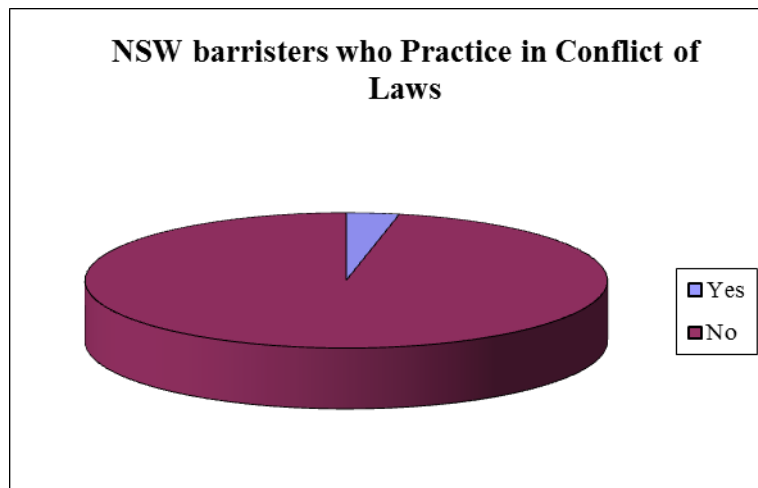
COMMUNICATIONS/MEDIA

	Yes	No	Total	Percentage
Male	49	1698	1747	2.80%
Female	21	404	425	4.94%
Total	70	2102	2172	3.22%



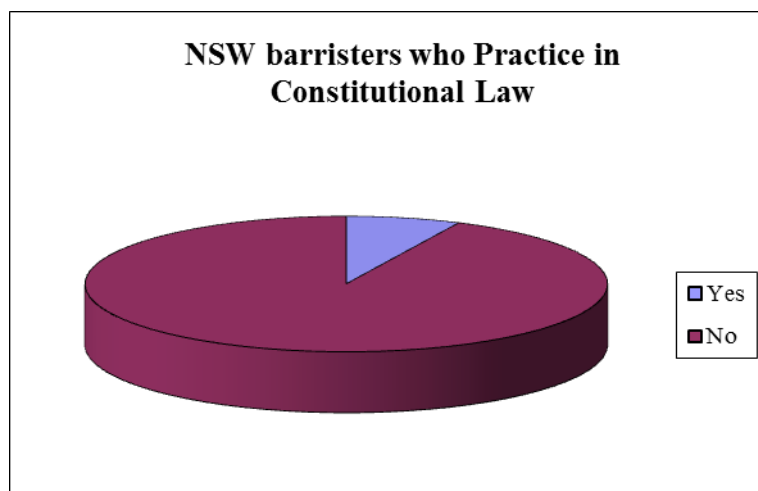
CONFLICT OF LAWS

	Yes	No	Total	Percentage
Male	57	1690	1747	3.26%
Female	16	409	425	3.76%
Total	73	2099	2172	3.36%



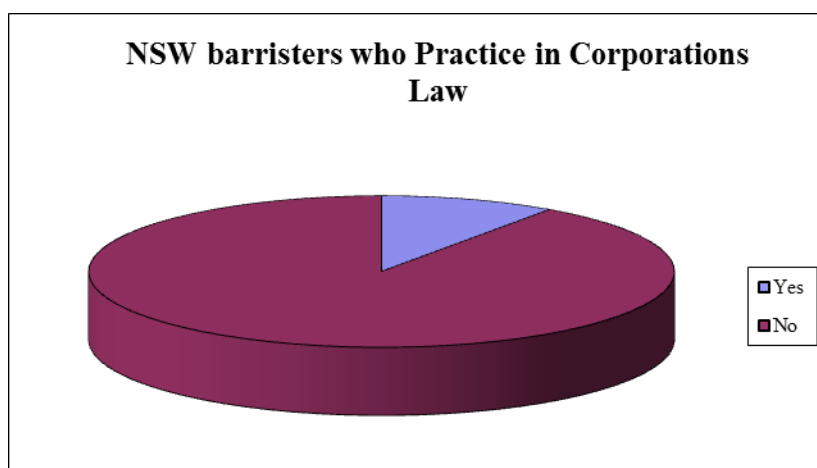
CONSTITUTIONAL

	Yes	No	Total	Percentage
Male	124	1623	1747	7.10%
Female	22	403	425	5.18%
Total	146	2026	2172	6.72%



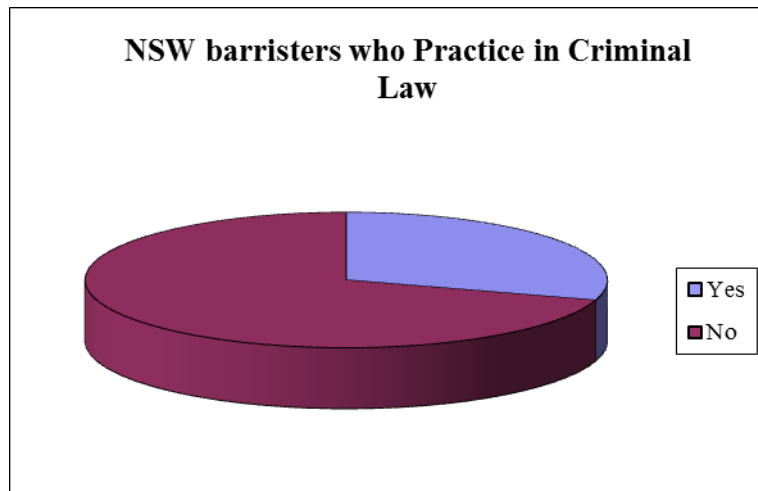
CORPORATIONS LAW

	Yes	No	Total	Percentage
Male	170	1577	1747	9.73%
Female	45	380	425	10.59%
Total	215	1957	2172	9.90%



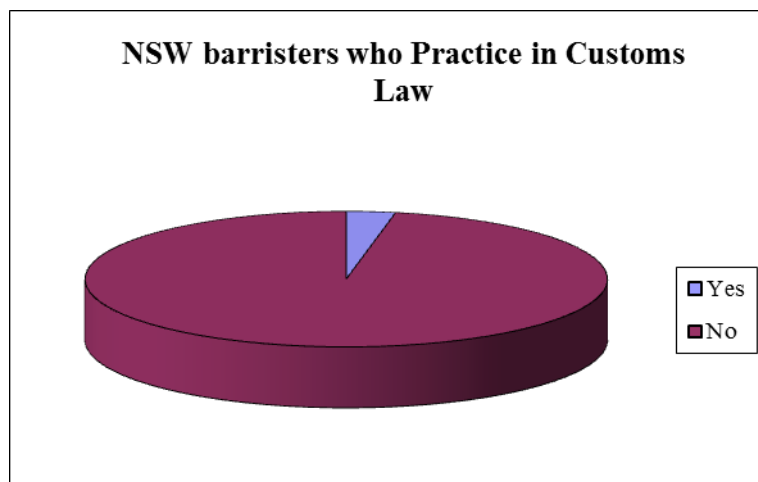
CRIMINAL

	Yes	No	Total	Percentage
Male	521	1226	1747	29.82%
Female	100	325	425	23.53%
Total	621	1551	2172	28.59%



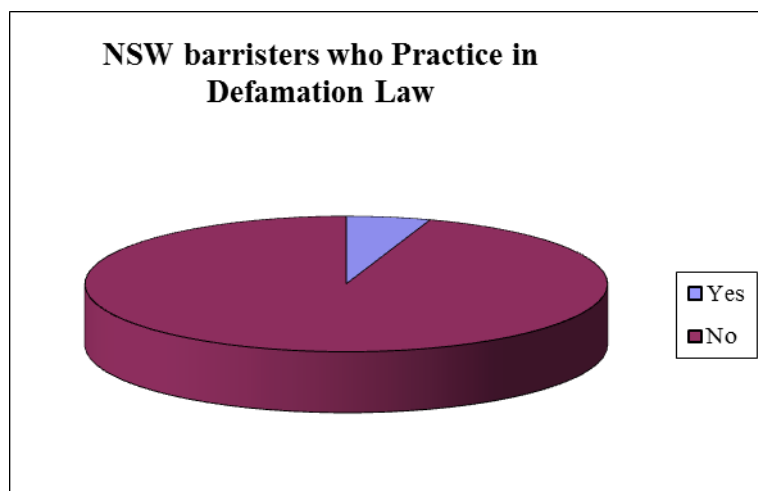
CUSTOMS

	Yes	No	Total	Percentage
Male	53	1694	1747	3.03%
Female	6	419	425	1.41%
Total	59	2113	2172	2.72%



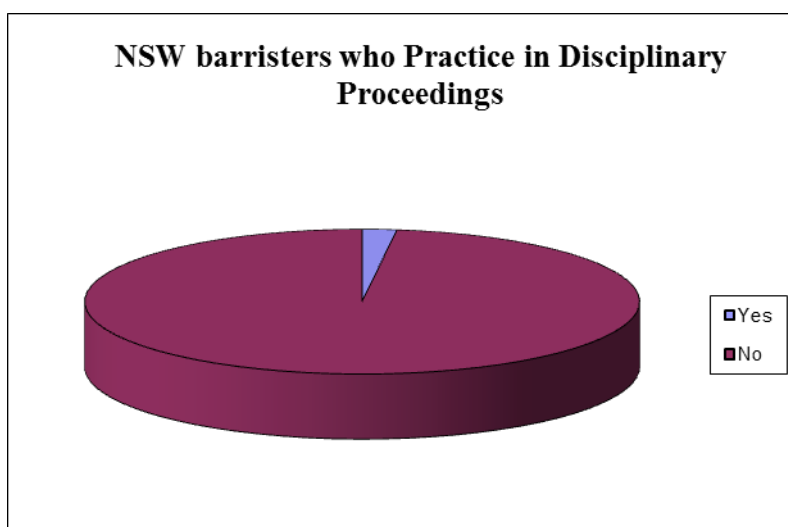
DEFAMATION

	Yes	No	Total	Percentage
Male	91	1656	1747	5.21%
Female	29	396	425	6.82%
Total	120	2052	2172	5.52%



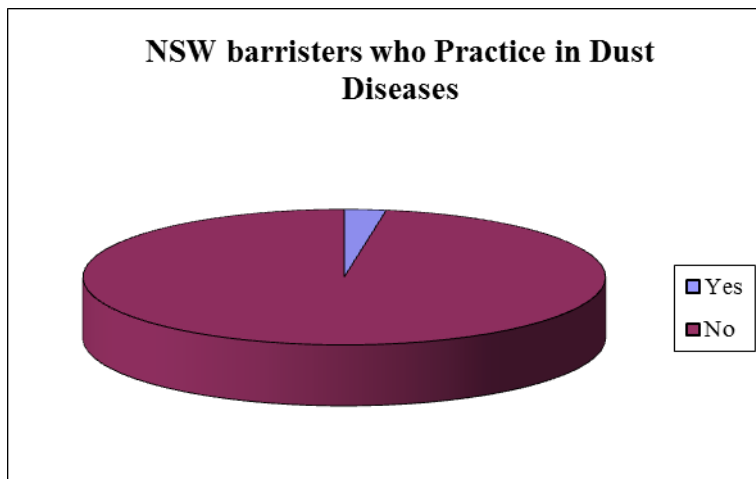
DISCIPLINARY PROCEEDINGS

	Yes	No	Total	Percentage
Male	35	1712	1747	2.00%
Female	21	404	425	4.94%
Total	56	2116	2172	2.58%



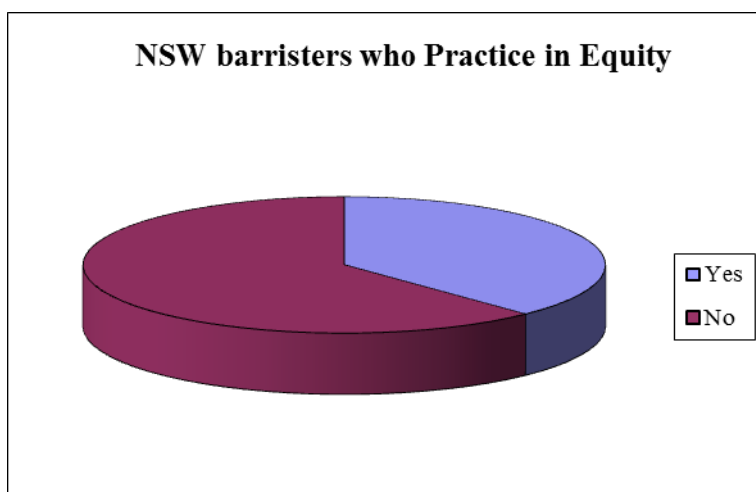
DUST DISEASES

	Yes	No	Total	Percentage
Male	45	1702	1747	2.58%
Female	5	420	425	1.18%
Total	50	2122	2172	2.30%



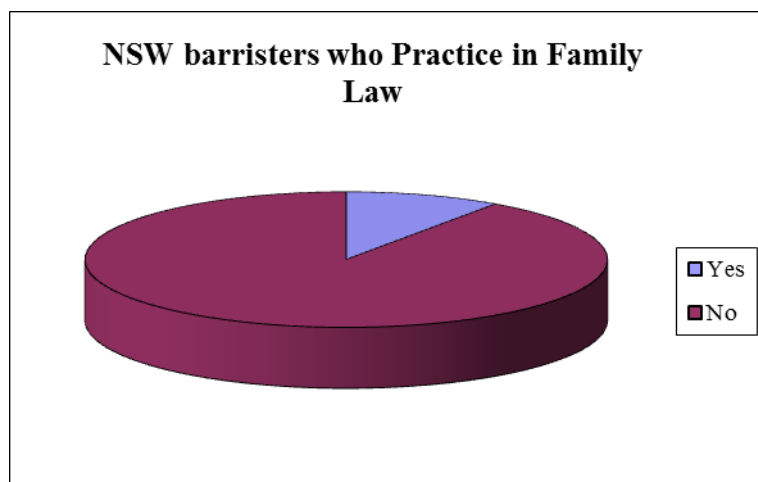
EQUITY

	Yes	No	Total	Percentage
Male	661	1086	1747	37.84%
Female	142	283	425	33.41%
Total	803	1369	2172	36.97%



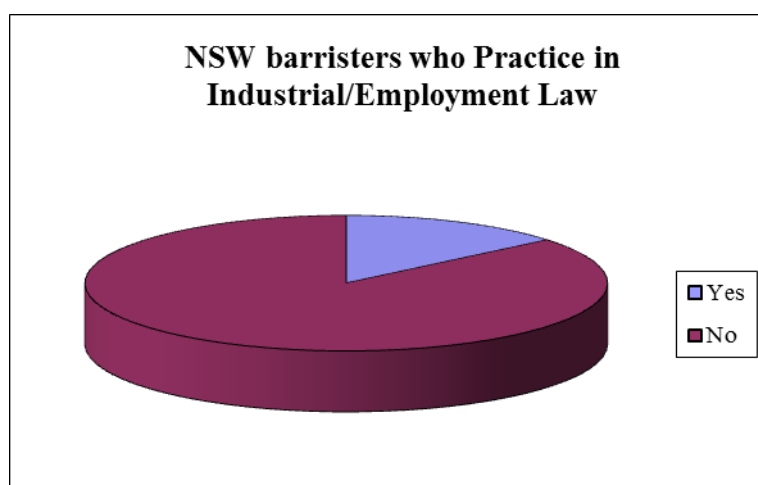
FAMILY LAW

	Yes	No	Total	Percentage
Male	169	1578	1747	9.67%
Female	70	355	425	16.47%
Total	239	1933	2172	11.00%



INDUSTRIAL/EMPLOYMENT

	Yes	No	Total	Percentage
Male	244	1503	1747	13.97%
Female	46	379	425	10.82%
Total	290	1882	2172	13.35%



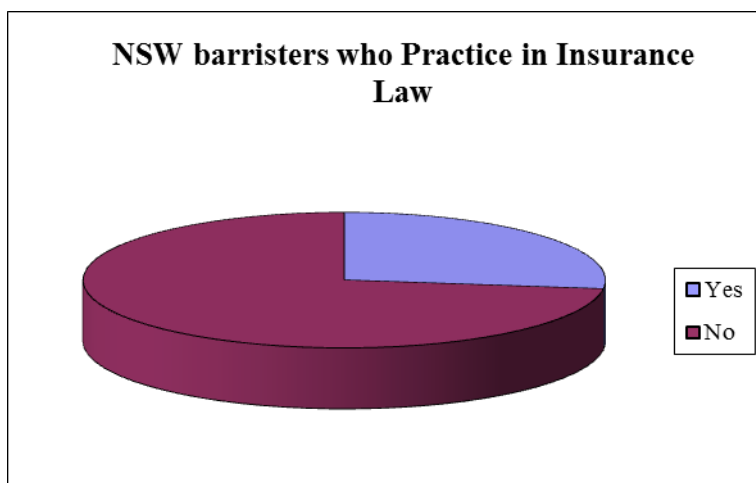
INQUESTS AND COMMISSIONS OF INQUIRY

	Yes	No	Total	Percentage
Male	222	1525	1747	12.71%
Female	48	377	425	11.29%
Total	270	1902	2172	12.43%



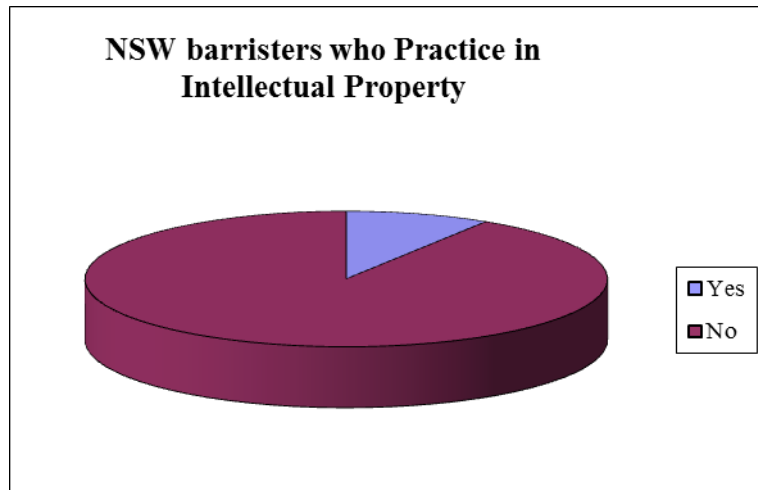
INSURANCE

	Yes	No	Total	Percentage
Male	473	1274	1747	27.07%
Female	52	373	425	12.24%
Total	525	1647	2172	24.17%



INTELLECTUAL PROPERTY

	Yes	No	Total	Percentage
Male	157	1590	1747	8.99%
Female	39	386	425	9.18%
Total	196	1976	2172	9.02%



INTERNATIONAL

	Yes	No	Total	Percentage
Male	74	1673	1747	4.24%
Female	16	409	425	3.76%
Total	90	2082	2172	4.14%



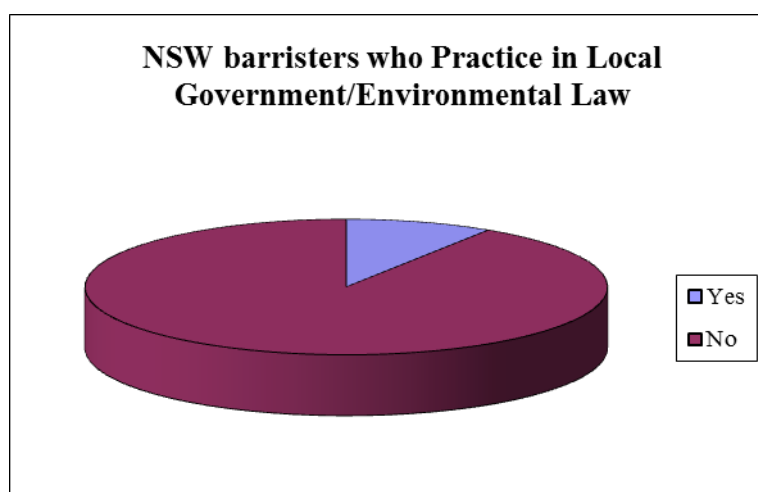
LIQUOR LICENSING

	Yes	No	Total	Percentage
Male	45	1702	1747	2.58%
Female	4	421	425	0.94%
Total	49	2123	2172	2.26%



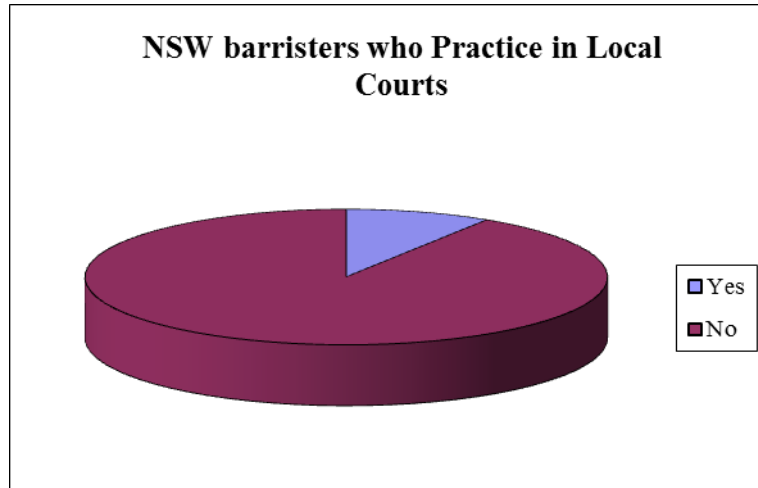
LOCAL GOVERNMENT/ENVIRONMENTAL LAW

	Yes	No	Total	Percentage
Male	160	1587	1747	9.16%
Female	30	395	425	7.06%
Total	190	1982	2172	8.75%



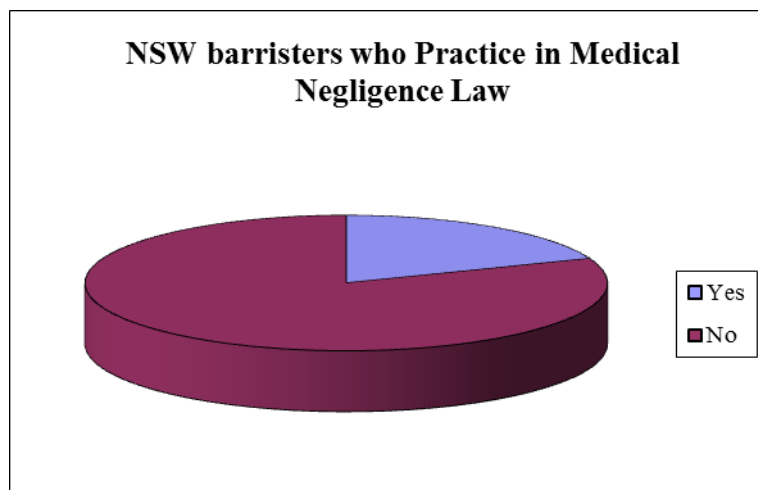
LOCAL COURTS

	Yes	No	Total	Percentage
Male	158	1589	1747	9.04%
Female	49	376	425	11.53%
Total	207	1965	2172	9.53%



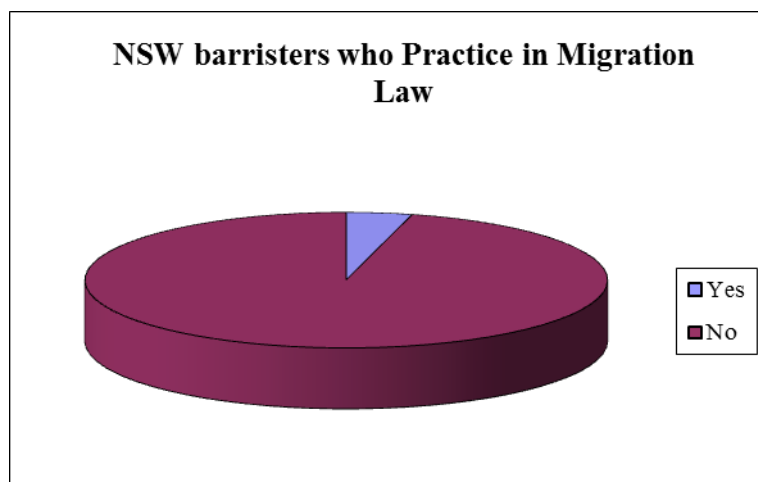
MEDICAL NEGLIGENCE

	Yes	No	Total	Percentage
Male	334	1413	1747	19.12%
Female	45	380	425	10.59%
Total	379	1793	2172	17.45%



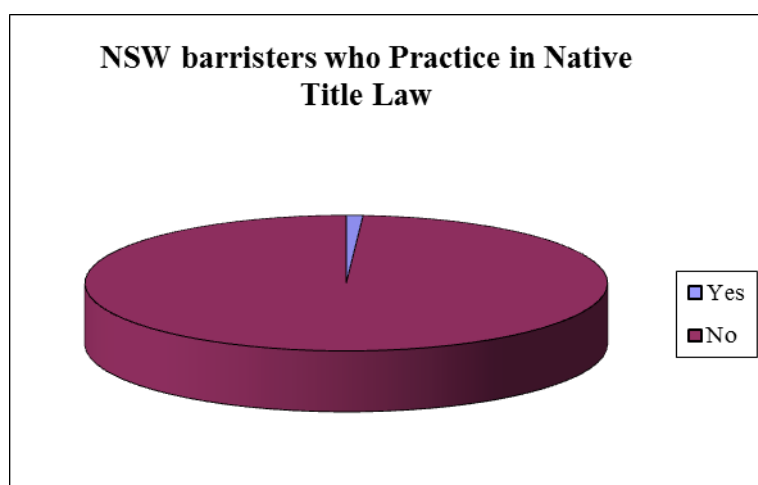
MIGRATION

	Yes	No	Total	Percentage
Male	71	1676	1747	4.06%
Female	24	401	425	5.65%
Total	95	2077	2172	4.37%



NATIVE TITLE

	Yes	No	Total	Percentage
Male	18	1729	1747	1.03%
Female	8	417	425	1.88%
Total	26	2146	2172	1.20%



OCCUPATIONAL HEALTH AND SAFETY PROSECUTION

	Yes	No	Total	Percentage
Male	61	1686	1747	3.49%
Female	17	408	425	4.00%
Total	78	2094	2172	3.59%



PERSONAL INJURY

	Yes	No	Total	Percentage
Male	464	1283	1747	26.56%
Female	57	368	425	13.41%
Total	521	1651	2172	23.99%



PROFESSIONAL NEGLIGENCE

	Yes	No	Total	Percentage
Male	547	1200	1747	31.31%
Female	73	352	425	17.18%
Total	620	1552	2172	28.55%



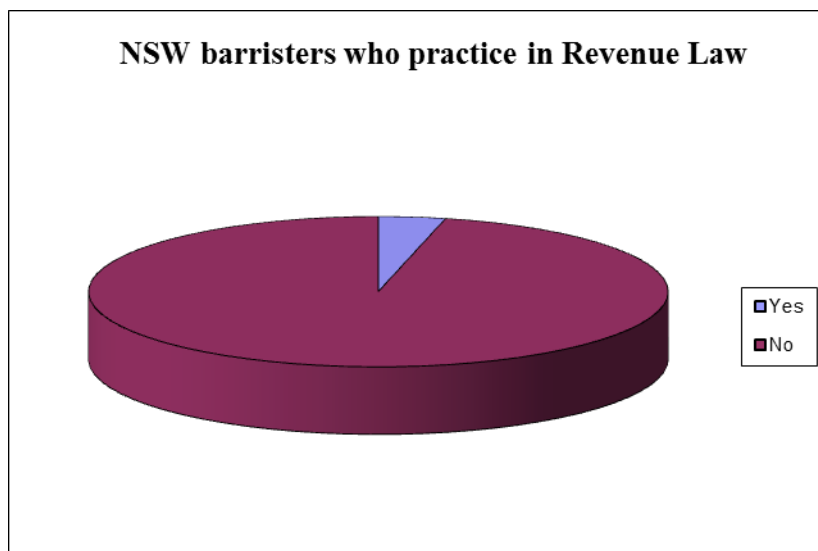
PROPERTY

	Yes	No	Total	Percentage
Male	361	1386	1747	21%
Female	63	362	425	15%
Total	424	1748	2172	20%



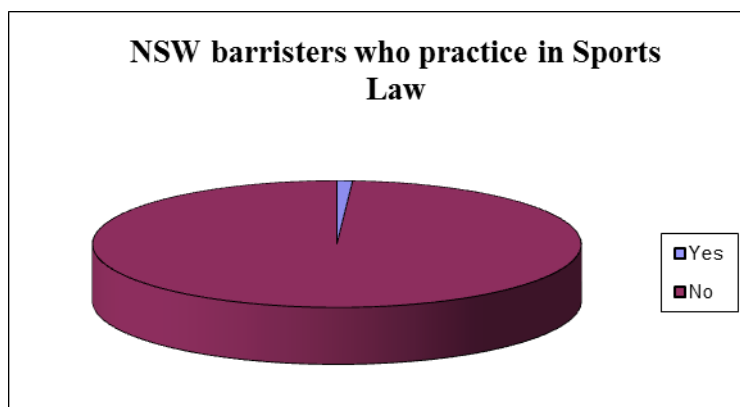
REVENUE

	Yes	No	Total	Percentage
Male	61	1686	1747	3%
Female	20	405	425	5%
Total	81	2091	2172	4%



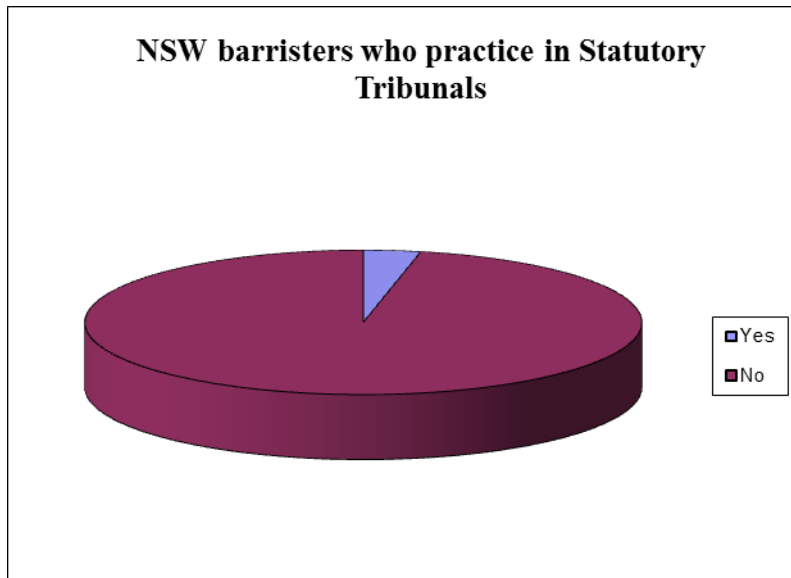
SPORTS LAW

	Yes	No	Total	Percentage
Male	18	1729	1747	1.03%
Female	1	424	425	0.24%
Total	19	2153	2172	0.87%



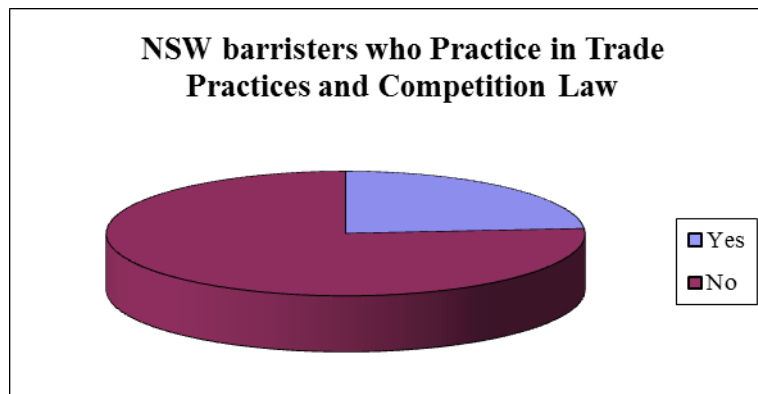
STATUTORY TRIBUNALS

	Yes	No	Total	Percentage
Male	55	1692	1747	3.15%
Female	17	408	425	4.00%
Total	72	2100	2172	3.31%



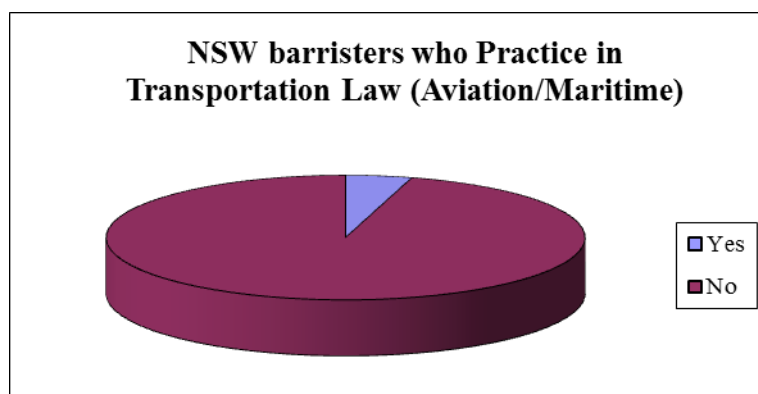
TRADE PRACTICES AND COMPETITION

	Yes	No	Total	Percentage
Male	433	1314	1747	25%
Female	83	342	425	20%
Total	516	1656	2172	24%



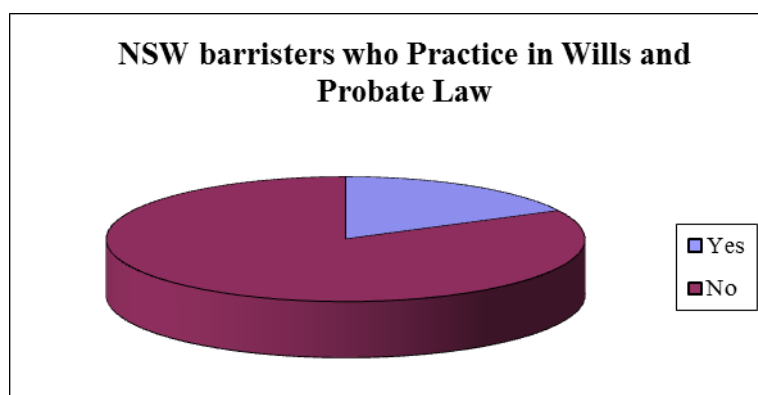
TRANSPORTATION LAW (AVIATION/MARITIME)

	Yes	No	Total	Percentage
Male	91	1656	1747	5%
Female	6	419	425	1%
Total	97	2075	2172	4%



WILLS AND PROBATE

	Yes	No	Total	Percentage
Male	312	1435	1747	18%
Female	67	358	425	16%
Total	379	1793	2172	17%



WORKERS COMPENSATION

	Yes	No	Total	Percentage
Male	175	1572	1747	10%
Female	16	409	425	4%
Total	191	1981	2172	9%

